



LED SVĚTELNÉ ZDROJE LEDVANCE A OSRAM



PROSINEC 2021

Držitel licence na obchodní značku OSRAM
pro výrobky z řady všeobecného osvětlování.



LEDVANCE SMART+ ZDROJE


WIFI, BLUETOOTH, ZIGBEE




LEDVANCE
2 roky záruka

| Obrázek | EAN | Produkt | Protokol | W | w±W | V | lm | cd | ° | K | Ra | L (mm) | Ø (mm) | t (h) | 1 | 2 | 3 | 4 | Cena |
|---------|-----|---------|----------|---|-----|---|----|----|---|---|----|--------|--------|-------|---|---|---|---|------|
|---------|-----|---------|----------|---|-----|---|----|----|---|---|----|--------|--------|-------|---|---|---|---|------|


LEDVANCE SMART+ Spot GU10 DIM – stmívatelné

| | | | | | | | | | | | | | | | | | | | | |
|---|---------------|---|------|-----|----|---------|-----|-----|-----|------|-----|------|------|--------|--|--|--|--|---|--------|
|  | 4058075485297 | SMART BT PAR16 D 4,5W/827 230V GU10 | BT | 5,0 | 40 | 220–240 | 350 | 470 | 45° | 2700 | >80 | 58,0 | 50,0 | 20 000 | | | | | G | 440 Kč |
| | 4058075208452 | SMART ZB PAR16 D 5W/827 230V GU10 | ZB | 5,0 | 40 | 220–240 | 350 | 470 | 45° | 2700 | >80 | 58,0 | 50,0 | 20 000 | | | | | G | 500 Kč |
| | 4058075485655 | SMART WIFI PR16 5W/827 230V DIM FR GU10 | WIFI | 5,0 | 40 | 220–240 | 350 | 470 | 45° | 2700 | >80 | 55,0 | 50,0 | 20 000 | | | | | G | 330 Kč |
| | 4058075486010 | SMART WIFI PR16 5W/827 230V DIM FR GU10 | WIFI | 5,0 | 40 | 220–240 | 350 | 470 | 45° | 2700 | >80 | 55,0 | 50,0 | 20 000 | | | | | G | 745 Kč |


LEDVANCE SMART+ Spot GU10 TW – nastavitelná teplota chromatičnosti 2700–6500 K

| | | | | | | | | | | | | | | | | | | | | |
|---|---------------|---|------|-----|----|---------|-----|-----|-----|-----------|-----|------|------|--------|--|--|--|--|---|--------|
|  | 4058075485310 | SMART BT PAR16 TW 4,5W 230V GU10 | BT | 5,0 | 40 | 220–240 | 350 | 470 | 45° | 2700–6500 | >80 | 55,0 | 50,0 | 20 000 | | | | | G | 550 Kč |
| | 4058075208438 | SMART ZB PAR16 TW 5W 230V GU10 | ZB | 5,0 | 40 | 220–240 | 350 | 470 | 45° | 2700–6500 | >80 | 55,0 | 50,0 | 20 000 | | | | | G | 720 Kč |
| | 4058075485679 | SMART WIFI PAR16 5W/827 230V TW FR GU10 | WIFI | 5,0 | 40 | 220–240 | 350 | 470 | 45° | 2700–6500 | >80 | 55,0 | 50,0 | 20 000 | | | | | G | 400 Kč |
| | 4058075486034 | SMART WIFI PAR16 5W/827 230V TW FR GU10 | WIFI | 5,0 | 40 | 220–240 | 350 | 470 | 45° | 2700–6500 | >80 | 55,0 | 50,0 | 20 000 | | | | | G | 910 Kč |


LEDVANCE SMART+ Spot GU10 Multicolor – nastavitelná teplota chromatičnosti 2700–6500 K a řízení barev RGB

| | | | | | | | | | | | | | | | | | | | | |
|---|---------------|---------------------------------------|------|-----|----|---------|-----|-----|------|-----------|-----|------|------|--------|--|--|--|--|---|----------|
|  | 4058075485334 | SMART BT PAR16 RGBW 5,5W 230V GU10 | BT | 5,0 | 40 | 220–240 | 350 | 470 | 100° | 2700–6500 | >80 | 58,0 | 50,0 | 20 000 | | | | | G | 660 Kč |
| | 4058075208445 | SMART ZB PAR16 RGBW 5W 230V GU10 | ZB | 5,0 | 40 | 220–240 | 350 | 470 | 100° | 2700–6500 | >80 | 58,0 | 50,0 | 20 000 | | | | | G | 1 100 Kč |
| | 4058075371835 | SMART ZB PAR16 RGBW 5,5W 230V GU10 | ZB | 5,5 | 50 | 220–240 | 350 | 470 | 100° | 2000–6500 | >80 | 58,0 | 50,0 | 25 000 | | | | | G | 840 Kč |
| | 4058075485693 | SMART WIFI PAR16 5W 230V RGBW FR GU10 | WIFI | 5,0 | 32 | 220–240 | 350 | 470 | 45° | 2700–6500 | 80 | 55,0 | 50,0 | 20 000 | | | | | G | 440 Kč |
| | 4058075486058 | SMART WIFI PAR16 5W 230V RGBW FR GU10 | WIFI | 5,0 | 32 | 220–240 | 350 | 470 | 45° | 2700–6500 | 80 | 55,0 | 50,0 | 20 000 | | | | | G | 1 075 Kč |


LEDVANCE SMART+ Classic A Dimmable FILAMMENTS – stmívatelné

| | | | | | | | | | | | | | | | | | | | | |
|--|---------------|---|----|------|-----|---------|------|--|------|------|-----|-------|------|--------|--|--|--|--|---|--------|
|  | 4058075486102 | SMART BT B40 D 4W/827 230V FIL CL E14 | BT | 4,0 | 40 | 220–240 | 470 | | 300° | 2700 | 80 | 118,0 | 35,0 | 15 000 | | | | | E | 470 Kč |
| | 4058075486126 | SMART BT A44 D 6W/827 230V FIL SM E27 | BT | 6,0 | 44 | 220–240 | 540 | | 300° | 2700 | 80 | 105,0 | 60,0 | 15 000 | | | | | F | 580 Kč |
| | 4058075208582 | SMART BT A55 D 6W/824 230V FIL GD E27 | BT | 6,0 | 55 | 220–240 | 725 | | 300° | 2400 | 80 | 105,0 | 60,0 | 15 000 | | | | | E | 530 Kč |
| | 4058075208551 | SMART BT A60 D 6W/827 230V FIL CL E27 | BT | 6,0 | 60 | 220–240 | 806 | | 300° | 2700 | 80 | 105,0 | 60,0 | 15 000 | | | | | E | 470 Kč |
| | 4058075486201 | SMART BT A60 D 6W/827 230V FIL CL B22 | BT | 6,0 | 60 | 220–240 | 806 | | 300° | 2700 | 80 | 118,0 | 60,0 | 15 000 | | | | | E | 470 Kč |
| | 4058075372016 | SMART BT P A60 D 6,5W/827 230V FIL CL E27 | BT | 6,5 | 60 | 220–240 | 806 | | 320° | 2700 | >80 | 106,0 | 60,0 | 20 000 | | | | | E | 890 Kč |
| | 4058075486089 | SMART BT A100 D 11W/827 230V GL FR E27 | BT | 11,0 | 100 | 220–240 | 1521 | | 300° | 2700 | 80 | 133,0 | 67,0 | 15 000 | | | | | D | 770 Kč |


LEDVANCE SMART+ Classic A Dimmable – stmívatelné

| | | | | | | | | | | | | | | | | | | | | |
|---|---------------|---|------|------|-----|---------|------|--|------|------|----|-------|------|--------|--|--|--|--|---|--------|
|  | 4058075371996 | SMART BT P CL A60 D 9W/827 230V FR E27 | BT | 9,0 | 60 | 220–240 | 800 | | 240° | 2700 | 80 | 120,0 | 60,0 | 20 000 | | | | | F | 820 Kč |
| | 4058075208506 | SMART BT A60 D 9W/827 230V FR E27 | BT | 9,0 | 60 | 220–240 | 806 | | 240° | 2700 | 80 | 120,0 | 60,0 | 20 000 | | | | | F | 470 Kč |
| | 4058075208377 | SMART ZB A60 D 9W/827 230V FR E27 | ZB | 9,0 | 60 | 220–240 | 806 | | 240° | 2700 | 80 | 115,0 | 60,0 | 20 000 | | | | | F | 420 Kč |
| | 4058075485358 | SMART WIFI A60 9W/827 230V DIM FR E27 | WIFI | 9,0 | 60 | 220–240 | 806 | | 215° | 2700 | 80 | 115,0 | 60,0 | 15 000 | | | | | F | 220 Kč |
| | 4058075485716 | SMART WIFI A60 9W/827 230V DIM FR E27 | WIFI | 9,0 | 60 | 220–240 | 806 | | 215° | 2700 | 80 | 115,0 | 60,0 | 15 000 | | | | | F | 580 Kč |
| | 4058075485419 | SMART WIFI A75 9,5W/827 230V DIM FR E27 | WIFI | 9,5 | 75 | 220–240 | 1055 | | 215° | 2700 | 80 | 115,0 | 60,0 | 15 000 | | | | | F | 290 Kč |
| | 4058075485778 | SMART WIFI A75 9,5W/827 230V DIM FR E27 | WIFI | 9,5 | 75 | 220–240 | 1055 | | 215° | 2700 | 80 | 115,0 | 60,0 | 15 000 | | | | | F | 660 Kč |
| | 4058075485471 | SMART WIFI A100 14W/827 230V DIM FR E27 | WIFI | 14,0 | 100 | 220–240 | 1521 | | 215° | 2700 | 80 | 141,5 | 75,0 | 15 000 | | | | | F | 330 Kč |
| | 4058075485839 | SMART WIFI A100 14W/827 230V DIM FR E27 | WIFI | 14,0 | 100 | 220–240 | 1521 | | 215° | 2700 | 80 | 141,5 | 75,0 | 15 000 | | | | | F | 745 Kč |


LEDVANCE SMART+ 1906 EDISON Dimmable – stmívatelné

| | | | | | | | | | | | | | | | | | | | | |
|---|---------------|---------------------------------------|----|-----|----|---------|-----|--|------|------|----|-------|------|--------|--|--|--|--|---|--------|
|  | 4058075208605 | SMART BT E55 D 6W/824 230V FIL GD E27 | BT | 6,0 | 55 | 220–240 | 725 | | 300° | 2400 | 80 | 143,0 | 64,0 | 15 000 | | | | | E | 640 Kč |
| | 4058075208575 | SMART BT E60 D 6W/827 230V FIL CL E27 | BT | 6,0 | 60 | 220–240 | 806 | | 300° | 2700 | 80 | 143,0 | 64,0 | 15 000 | | | | | E | 580 Kč |
| | 4058075486140 | SMART BT E60 D 6W/827 230V FIL SM E27 | BT | 6,0 | 44 | 220–240 | 540 | | 300° | 2700 | 80 | 143,0 | 64,0 | 15 000 | | | | | F | 690 Kč |

LEDVANCE SMART+ 1906 GLOBE Dimmable – stmívatelné

| | | | | | | | | | | | | | | | | | | | | |
|---|---------------|---|----|-----|----|---------|-----|--|------|------|----|-------|-------|--------|--|--|--|--|---|----------|
|  | 4058075208599 | SMART BT G55 D 6W/824 230V FIL GD E27 | BT | 6,0 | 55 | 220–240 | 725 | | 300° | 2400 | 80 | 168,0 | 124,0 | 15 000 | | | | | E | 640 Kč |
| | 4058075208568 | SMART BT G60 D 6W/827 230V FIL CL E27 | BT | 6,0 | 60 | 220–240 | 806 | | 300° | 2700 | 80 | 168,0 | 124,0 | 15 000 | | | | | E | 580 Kč |
| | 4058075486164 | SMART BT G60 D 6W/827 230V FIL SM E27 | BT | 6,0 | 48 | 220–240 | 600 | | 300° | 2700 | 80 | 168,0 | 124,0 | 15 000 | | | | | F | 690 Kč |
| | 4058075486188 | SMART BT G200 37 D 6W/827 230V FIL SM E27 | BT | 6,0 | 37 | 220–240 | 430 | | 300° | 2700 | 80 | 290,0 | 200,0 | 15 000 | | | | | G | 1 050 Kč |

LEDVANCE SMART+ Classic A TW – nastavitelná teplota chromatičnosti 2700–6500 K

| | | | | | | | | | | | | | | | | | | | | |
|---|---------------|--|------|------|-----|---------|------|--|------|-----------|-----|-------|------|--------|--|--|--|--|---|--------|
|  | 4058075485198 | SMART BT A60 TW 8,5W 230V FR E27 | BT | 9,0 | 60 | 220–240 | 806 | | 240° | 2700–6500 | 80 | 115,0 | 60,0 | 20 000 | | | | | F | 500 Kč |
| | 4058075208384 | SMART ZB A60 TW 9W 230V FR E27 | ZB | 9,0 | 60 | 220–240 | 806 | | 240° | 2700–6500 | >80 | 110,0 | 60,0 | 20 000 | | | | | F | 490 Kč |
| | 4058075485372 | SMART WIFI A60 9W/827 230V TW FR E27 | WIFI | 9,0 | 60 | 220–240 | 806 | | 215° | 2700–6500 | 80 | 115,0 | 60,0 | 15 000 | | | | | F | 290 Kč |
| | 4058075485730 | SMART WIFI A60 9W/827 230V TW FR E27 | WIFI | 9,0 | 60 | 220–240 | 806 | | 215° | 2700–6500 | 80 | 115,0 | 60,0 | 15 000 | | | | | F | 660 Kč |
| | 4058075515642 | SMART WIFI A60 9W/827 230V TW FR B22D | WIFI | 9,0 | 60 | 220–240 | 806 | | 215° | 2700–6500 | 80 | 115,0 | 60,0 | 15 000 | | | | | F | 290 Kč |
| | 4058075515666 | SMART WIFI A60 9W/827 230V TW FR B22D | WIFI | 9,0 | 60 | 220–240 | 806 | | 215° | 2700–6500 | 80 | 115,0 | 60,0 | 15 000 | | | | | F | 660 Kč |
| | 4058075485495 | SMART WIFI A100 14W/827 230V TW FR E27 | WIFI | 14,0 | 100 | 220–240 | 1521 | | 215° | 2700–6500 | 80 | 141,5 | 75,0 | 15 000 | | | | | F | 400 Kč |
| | 4058075485433 | SMART WIFI A75 9,5W/827 230V TW FR E27 | WIFI | 9,5 | 75 | 220–240 | 1055 | | 215° | 2700–6500 | 80 | 115,0 | 60,0 | 15 000 | | | | | F | 330 Kč |
| | 4058075485792 | SMART WIFI A75 9,5W/827 230V TW FR E27 | WIFI | 9,5 | 75 | 220–240 | 1055 | | 215° | 2700–6500 | 80 | 115,0 | 60,0 | 15 000 | | | | | F | 745 Kč |
| | 4058075485853 | SMART WIFI A100 14W/827 230V TW FR E27 | WIFI | 14,0 | 100 | 220–240 | 1521 | | 215° | 2700–6500 | 80 | 141,5 | 75,0 | 15 000 | | | | | F | 825 Kč |

¹L70/B50 | ²Třída energetické účinnosti (EEC) na stupnici od A (nejvyšší účinnost) po G (nejnižší účinnost) | ³Další informace a přesné znění záručních podmínek naleznete na stránce www.ledvance.cz/zaruka | ⁴Brutto cena bez DPH a PHE



| Obrázek | EAN | Produkt | Protokol | W | w _{5W} | V | lm | cd | α° | K | R _a | L (mm) | φ (mm) | t (h) | 1 | 2 | 3 | 4 | Cena |
|---------|-----|---------|----------|---|-----------------|---|----|----|----|---|----------------|--------|--------|-------|---|---|---|---|------|
|---------|-----|---------|----------|---|-----------------|---|----|----|----|---|----------------|--------|--------|-------|---|---|---|---|------|

LEDVANCE SMART+ Classic A Multicolor – nastavitelná teplota chromatičnosti 2700–6500 K a řízení barev RGB



| | | | | | | | | | | | | | | |
|---------------|--|------|------|-----|---------|------|------|-----------|-----|-------|------|--------|---|----------|
| 4058075208469 | SMART BT A60 RGBW 9W 230V FR E27 | BT | 9,0 | 60 | 220–240 | 806 | 240° | 2700–6500 | 80 | 115,0 | 60,0 | 20 000 | F | 530 Kč |
| 4058075208391 | SMART ZB A60 RGBW 9W 230V FR E27 | ZB | 9,0 | 60 | 220–240 | 806 | 240° | 2700–6500 | 80 | 115,0 | 60,0 | 20 000 | F | 1 160 Kč |
| 4058075208476 | SMART BT A60 RGBW 9W 230V FR B22D | BT | 9,0 | 60 | 220–240 | 806 | 240° | 2700–6500 | 80 | 115,0 | 60,0 | 20 000 | F | 530 Kč |
| 4058075208407 | SMART ZB A60 RGBW 9W 230V FR B22D | ZB | 9,0 | 60 | 220–240 | 806 | 240° | 2700–6500 | >80 | 120,0 | 60,0 | 20 000 | F | 1 160 Kč |
| 4058075371972 | SMART BT PCL A60 RGBW 10W 230V FR E27 | BT | 10,0 | 60 | 220–240 | 810 | 240° | 2000–6500 | 80 | 120,0 | 60,0 | 20 000 | F | 980 Kč |
| 4058075371736 | SMART ZB PCL A60 RGBW 10W 230V FR B22D | ZB | 10,0 | 60 | 220–240 | 800 | 240° | 2000–6500 | >80 | 120,0 | 60,0 | 20 000 | F | 870 Kč |
| 4058075485518 | SMART WIFI A100 14W 230V RGBW FR E27 | WIFI | 14,0 | 100 | 220–240 | 1521 | 215° | 2700–6500 | 80 | 141,5 | 75,0 | 15 000 | F | 440 Kč |
| 4058075485396 | SMART WIFI A60 9W 230V RGBW FR E27 | WIFI | 9,0 | 60 | 220–240 | 806 | 215° | 2700–6500 | 80 | 115,0 | 60,0 | 15 000 | F | 330 Kč |
| 4058075485457 | SMART WIFI A75 9,5W 230V RGBW FR E27 | WIFI | 9,5 | 75 | 220–240 | 1055 | 215° | 2700–6500 | 80 | 115,0 | 60,0 | 15 000 | F | 400 Kč |
| 4058075521414 | SMART WIFI A60 9W 230V RGBW FR B22D | WIFI | 9,0 | 60 | 220–240 | 806 | 215° | 2700–6500 | 80 | 115,0 | 60,0 | 15 000 | F | 330 Kč |
| 4058075521438 | SMART WIFI A60 9W 230V RGBW FR E27 | WIFI | 9,0 | 60 | 220–240 | 806 | 215° | 2700–6500 | 80 | 115,0 | 60,0 | 15 000 | F | 495 Kč |
| 4058075515680 | SMART WIFI A60 9W 230V RGBW FR B22D | WIFI | 9,0 | 60 | 220–240 | 806 | 215° | 2700–6500 | 80 | 115,0 | 60,0 | 15 000 | F | 745 Kč |
| 4058075485754 | SMART WIFI A60 9W 230V RGBW FR E27 | WIFI | 9,0 | 60 | 220–240 | 806 | 215° | 2700–6500 | 80 | 115,0 | 60,0 | 15 000 | F | 745 Kč |
| 4058075485815 | SMART WIFI A75 9,5W 230V RGBW FR E27 | WIFI | 9,5 | 75 | 220–240 | 1055 | 215° | 2700–6500 | 80 | 115,0 | 60,0 | 15 000 | F | 825 Kč |
| 4058075485877 | SMART WIFI A100 14W 230V RGBW FR E27 | WIFI | 14,0 | 100 | 220–240 | 1521 | 215° | 2700–6500 | 80 | 141,5 | 75,0 | 15 000 | F | 910 Kč |

LEDVANCE SMART+ Classic A COLOR SWITCH MINI KIT – chytré světlo a chytrý vypínač



| | | | | | | | | | | | | | | | | | | | |
|---------------|--------------------------------|----|--|--|--|--|--|--|--|--|--|--|--|--|--|--|--|--|----------|
| 4058075219588 | SMART ZB COLOR SWITCH MINI KIT | ZB | | | | | | | | | | | | | | | | | 1 200 Kč |
|---------------|--------------------------------|----|--|--|--|--|--|--|--|--|--|--|--|--|--|--|--|--|----------|

LEDVANCE SMART+ Classic B Dimmable – stmívatelné



| | | | | | | | | | | | | | | |
|---------------|---------------------------------------|------|-----|----|---------|-----|------|------|-----|-------|------|--------|---|--------|
| 4058075485211 | SMART BT B40 D 5W/827 230V FR E14 | BT | 5,0 | 40 | 220–240 | 470 | 200° | 2700 | >80 | 114,0 | 38,0 | 20 000 | F | 470 Kč |
| 4058075208421 | SMART ZB B40 D 5W/827 230V FR E14 | ZB | 6,0 | 40 | 220–240 | 470 | 200° | 2700 | >80 | 114,0 | 38,0 | 20 000 | F | 500 Kč |
| 4058075371774 | SMART ZB PCL B40 D 6W/827 230V FR E14 | ZB | 6,0 | 40 | 220–240 | 470 | 260 | 2700 | >80 | 114,0 | 38,0 | 20 000 | F | 380 Kč |
| 4058075485532 | SMART WIFI B40 5W/827 230V DIM FR E14 | WIFI | 5,0 | 40 | 220–240 | 470 | 200° | 2700 | 80 | 107,0 | 37,5 | 20 000 | F | 220 Kč |
| 4058075485891 | SMART WIFI B40 5W/827 230V DIM FR E14 | WIFI | 5,0 | 40 | 220–240 | 470 | 200° | 2700 | 80 | 107,0 | 37,5 | 20 000 | F | 580 Kč |

LEDVANCE SMART+ Classic B TW – nastavitelná teplota chromatičnosti 2700–6500 K



| | | | | | | | | | | | | | | |
|---------------|--------------------------------------|------|-----|----|---------|-----|------|-----------|-----|-------|------|--------|---|--------|
| 4058075485235 | SMART BT B40 TW 5W 230V FR E14 | BT | 5,0 | 40 | 220–240 | 470 | 200° | 2700–6500 | >80 | 114,0 | 38,0 | 20 000 | F | 500 Kč |
| 4058075208414 | SMART ZB B40 TW 5W 230V FR E14 | ZB | 5,0 | 40 | 220–240 | 470 | 470° | 2700–6500 | >80 | 114,0 | 38,0 | 20 000 | F | 810 Kč |
| 4058075371798 | SMART ZB PCL B40 TW 6W 230V FR E14 | ZB | 6,0 | 40 | 220–240 | 470 | 260 | 2700–6500 | >80 | 114,0 | 38,0 | 20 000 | F | 610 Kč |
| 4058075485556 | SMART WIFI B40 5W/827 230V TW FR E14 | WIFI | 5,0 | 40 | 220–240 | 470 | 200° | 2700–6500 | 80 | 107,0 | 37,5 | 20 000 | F | 290 Kč |
| 4058075485914 | SMART WIFI B40 5W/827 230V TW FR E14 | WIFI | 5,0 | 40 | 220–240 | 470 | 200° | 2700–6500 | 80 | 107,0 | 37,5 | 20 000 | F | 660 Kč |

LEDVANCE SMART+ Classic B Multicolor – nastavitelná teplota chromatičnosti 2700–6500 K a řízení barev RGB



| | | | | | | | | | | | | | | |
|---------------|------------------------------------|------|-----|----|---------|-----|------|-----------|----|-------|------|--------|---|--------|
| 4058075485570 | SMART WIFI B40 5W 230V RGBW FR E14 | WIFI | 5,0 | 40 | 220–240 | 470 | 200° | 2700–6500 | 80 | 107,0 | 37,5 | 20 000 | F | 330 Kč |
| 4058075485938 | SMART WIFI B40 5W 230V RGBW FR E14 | WIFI | 5,0 | 40 | 220–240 | 470 | 200° | 2700–6500 | 80 | 107,0 | 37,5 | 20 000 | F | 745 Kč |

LEDVANCE SMART+ Classic P Dimmable – stmívatelné



| | | | | | | | | | | | | | | |
|---------------|---------------------------------------|------|-----|----|---------|-----|------|------|-----|------|------|--------|---|--------|
| 4058075485259 | SMART BT P40 D 5W/827 230V FR E14 | BT | 5,0 | 40 | 220–240 | 470 | 180° | 2700 | >80 | 78,0 | 40,0 | 20 000 | F | 470 Kč |
| 4058075485150 | SMART ZB P40 D 5W/827 230V FR E14 | ZB | 5,0 | 40 | 220–240 | 470 | 180° | 2700 | >80 | 78,0 | 40,0 | 20 000 | F | 420 Kč |
| 4058075485594 | SMART WIFI P40 5W/827 230V DIM FR E14 | WIFI | 5,0 | 40 | 220–240 | 470 | 180° | 2700 | 80 | 89,5 | 46,5 | 20 000 | F | 220 Kč |
| 4058075485952 | SMART WIFI P40 5W/827 230V DIM FR E14 | WIFI | 5,0 | 40 | 220–240 | 470 | 180° | 2700 | 80 | 89,5 | 46,5 | 20 000 | F | 580 Kč |

LEDVANCE SMART+ Classic P TW – nastavitelná teplota chromatičnosti 2700–6500 K



| | | | | | | | | | | | | | | |
|---------------|--------------------------------------|------|-----|----|---------|-----|------|-----------|-----|------|------|--------|---|--------|
| 4058075485273 | SMART BT P40 TW 5W 230V FR E14 | BT | 5,0 | 40 | 220–240 | 470 | 180° | 2700–6500 | >80 | 78,0 | 40,0 | 20 000 | F | 500 Kč |
| 4058075485174 | SMART ZB P40 TW 6W 230V FR E14 | ZB | 5,0 | 40 | 220–240 | 470 | 180° | 2700–6500 | >80 | 78,0 | 40,0 | 20 000 | F | 440 Kč |
| 4058075485617 | SMART WIFI P40 5W/827 230V TW FR E14 | WIFI | 5,0 | 40 | 220–240 | 470 | 180° | 2700–6500 | 80 | 89,5 | 46,5 | 20 000 | F | 290 Kč |
| 4058075485976 | SMART WIFI P40 5W/827 230V TW FR E14 | WIFI | 5,0 | 40 | 220–240 | 470 | 180° | 2700–6500 | 80 | 89,5 | 46,5 | 20 000 | F | 660 Kč |

LEDVANCE SMART+ Classic P Multicolor – nastavitelná teplota chromatičnosti 2700–6500 K a řízení barev RGB



| | | | | | | | | | | | | | | |
|---------------|------------------------------------|------|-----|----|---------|-----|------|-----------|----|------|------|--------|---|--------|
| 4058075485631 | SMART WIFI P40 5W 230V RGBW FR E14 | WIFI | 5,0 | 40 | 220–240 | 470 | 180° | 2700–6500 | 80 | 89,5 | 46,5 | 20 000 | F | 330 Kč |
| 4058075485990 | SMART WIFI P40 5W 230V RGBW FR E14 | WIFI | 5,0 | 40 | 220–240 | 470 | 180° | 2700–6500 | 80 | 89,5 | 46,5 | 20 000 | F | 745 Kč |

LEDVANCE SMART+ TIBEA – světelný zdroj – nastavitelná teplota chromatičnosti 2700–6500 K






| | | | | | | | | | | | | | | |
|---------------|-------------------------------------|----|----|-----|---------|------|--|-----------|-----|------|-------|--------|----|----------|
| 4058075168596 | SMART BT TIBEA TW 22W 230V GOLD E27 | BT | 22 | 125 | 220–240 | 2000 | | 2700–6500 | >80 | 67,0 | 180,0 | 20 000 | A+ | 2 090 Kč |
| 4058075168572 | SMART ZB TIBEA TW 22W 230V GOLD E27 | ZB | 22 | 125 | 220–240 | 2000 | | 2700–6500 | >80 | 67,0 | 180,0 | 20 000 | A+ | 1 670 Kč |

¹L70/B50 | ²Trída energetické účinnosti (EEC) na stupnici od A (nejvyšší účinnost) po G (nejnižší účinnost) | ³Další informace a přesné znění záručních podmínek naleznete na stránce www.ledvance.cz/zaruky | ⁴Brutto cena bez DPH a PHE




OSRAM LED ZDROJE OD LEDVANCE

| Obrázek | EAN | Produkt | W | w _{LED} | V | lm | ° | K | R _a | l (mm) | Ø (mm) | t _{inj} ¹ | IP ₂₀ ² | Záruka ³ | Cena ⁴ |
|---------|-----|---------|---|------------------|---|----|---|---|----------------|--------|--------|-------------------------------|-------------------------------|---------------------|-------------------|
|---------|-----|---------|---|------------------|---|----|---|---|----------------|--------|--------|-------------------------------|-------------------------------|---------------------|-------------------|

ANTIBAKTERIÁLNÍ LED CLASSIC A, B, P – fotokatalytická technologie – účinná proti bakteriím, neutralizuje zápach – E27, E14, matná

| | | | | | | | | | | | | | | | |
|---|---------------|--|------|-----|---------|------|------|------|----|-------|------|--------|---|---|--------|
|  | 4058075560710 | ANTIBACTERIAL CL A FR 40 5,5W/827 230V E27 | 5,5 | 40 | 220-240 | 470 | 200° | 2700 | 80 | 95,0 | 55,0 | 25 000 | F | 2 | 69 Kč |
| | 4058075561472 | ANTIBACTERIAL CL P FR 40 5,5W/827 230V E14 | 5,5 | 40 | 220-240 | 470 | 200° | 2700 | 80 | 82,0 | 45,0 | 25 000 | F | 2 | 82 Kč |
| | 4058075561311 | ANTIBACTERIAL CL B FR 40 5,5W/827 230V E14 | 5,5 | 40 | 220-240 | 470 | 220° | 2700 | 80 | 100,0 | 37,0 | 25 000 | F | 2 | 80 Kč |
| | 4058075560918 | ANTIBACTERIAL CL A FR 40 4,9W/840 230V E27 | 5,5 | 40 | 220-240 | 470 | 200° | 4000 | 80 | 95,0 | 55,0 | 25 000 | F | 2 | 69 Kč |
| | 4058075561519 | ANTIBACTERIAL CL P FR 40 5,5W/840 230V E14 | 5,5 | 40 | 220-240 | 470 | 200° | 4000 | 80 | 82,0 | 45,0 | 25 000 | F | 2 | 82 Kč |
| | 4058075561359 | ANTIBACTERIAL CL B FR 40 5,5W/840 230V E14 | 5,5 | 40 | 220-240 | 470 | 220° | 4000 | 80 | 100,0 | 37,0 | 25 000 | F | 2 | 80 Kč |
| | 4058075560734 | ANTIBACTERIAL CL A FR 40 4,9W/865 230V E27 | 5,5 | 40 | 220-240 | 470 | 200° | 6500 | 80 | 95,0 | 55,0 | 25 000 | F | 2 | 69 Kč |
| | 4058075561458 | ANTIBACTERIAL CL P FR 40 5,5W/865 230V E14 | 5,5 | 40 | 220-240 | 470 | 200° | 6500 | 80 | 82,0 | 45,0 | 25 000 | F | 2 | 82 Kč |
| | 4058075561335 | ANTIBACTERIAL CL B FR 40 5,5W/865 230V E14 | 5,5 | 40 | 220-240 | 470 | 220° | 6500 | 80 | 100,0 | 37,0 | 25 000 | F | 2 | 80 Kč |
| | 4058075561113 | ANTIBACTERIAL CL A FR 60 7W/827 230V E14 | 7,5 | 60 | 220-240 | 806 | 200° | 2700 | 80 | 89,0 | 45,0 | 25 000 | F | 2 | 96 Kč |
|  | 4058075561137 | ANTIBACTERIAL CL B FR 60 7W/827 230V E14 | 7,5 | 60 | 220-240 | 806 | 220° | 2700 | 80 | 115,0 | 39,0 | 25 000 | F | 2 | 94 Kč |
| | 4058075561632 | ANTIBACTERIAL CL P FR 60 7W/840 230V E14 | 7,5 | 60 | 220-240 | 806 | 200° | 4000 | 80 | 89,0 | 45,0 | 25 000 | F | 2 | 96 Kč |
| | 4058075561434 | ANTIBACTERIAL CL B FR 60 7W/840 230V E14 | 7,5 | 60 | 220-240 | 806 | 220° | 4000 | 80 | 115,0 | 39,0 | 25 000 | F | 2 | 94 Kč |
| | 4058075561656 | ANTIBACTERIAL CL P FR 60 7W/865 230V E14 | 7,5 | 60 | 220-240 | 806 | 200° | 6500 | 80 | 89,0 | 45,0 | 25 000 | F | 2 | 96 Kč |
| | 4058075561496 | ANTIBACTERIAL CL B FR 60 7W/865 230V E14 | 7,5 | 60 | 220-240 | 806 | 220° | 6500 | 80 | 115,0 | 39,0 | 25 000 | F | 2 | 94 Kč |
| | 4058075560673 | ANTIBACTERIAL CL A FR 60 8,5W/827 230V E27 | 8,5 | 60 | 220-240 | 806 | 200° | 2700 | 80 | 113,0 | 60,0 | 25 000 | F | 2 | 80 Kč |
| | 4058075560857 | ANTIBACTERIAL CL A FR 60 8,5W/840 230V E27 | 8,5 | 60 | 220-240 | 806 | 200° | 4000 | 80 | 113,0 | 60,0 | 25 000 | F | 2 | 80 Kč |
| | 4058075560697 | ANTIBACTERIAL CL A FR 60 8,5W/865 230V E27 | 8,5 | 60 | 220-240 | 806 | 200° | 6500 | 80 | 113,0 | 60,0 | 25 000 | F | 2 | 80 Kč |
| | 4058075560758 | ANTIBACTERIAL CL A FR 75 10W/827 230V E27 | 10,0 | 75 | 220-240 | 1055 | 200° | 2700 | 80 | 118,0 | 60,0 | 25 000 | F | 2 | 94 Kč |
| | 4058075560871 | ANTIBACTERIAL CL A FR 75 10W/840 230V E27 | 10,0 | 75 | 220-240 | 1055 | 200° | 4000 | 80 | 118,0 | 60,0 | 25 000 | F | 2 | 94 Kč |
|  | 4058075560772 | ANTIBACTERIAL CL A FR 75 10W/865 230V E27 | 10,0 | 75 | 220-240 | 1055 | 200° | 6500 | 80 | 118,0 | 60,0 | 25 000 | F | 2 | 94 Kč |
| | 4058075560833 | ANTIBACTERIAL CL A FR 100 13W/827 230V E27 | 13,0 | 100 | 220-240 | 1521 | 200° | 2700 | 80 | 118,0 | 60,0 | 25 000 | F | 2 | 118 Kč |
| | 4058075560895 | ANTIBACTERIAL CL A FR 100 13W/840 230V E27 | 13,0 | 100 | 220-240 | 1521 | 200° | 4000 | 80 | 118,0 | 60,0 | 25 000 | F | 2 | 118 Kč |
| | 4058075560819 | ANTIBACTERIAL CL A FR 100 13W/865 230V E27 | 13,0 | 100 | 220-240 | 1521 | 200° | 6500 | 80 | 118,0 | 60,0 | 25 000 | F | 2 | 118 Kč |

OSRAM LED VALUE PAR16, MR16 – GU10, GU5.3, termoplast

| | | | | | | | | | | | | | | | |
|---|---------------|--|-----|----|---------|-----|------|------|-----|------|------|--------|---|---|-------|
|  | 4058075598829 | LED VALUE PAR16 35 60° 2,8W/827 230V GU10 | 2,8 | 25 | 220-240 | 230 | 60° | 2700 | >80 | 54,0 | 50,0 | 15 000 | F | 2 | 45 Kč |
| | 4058075198555 | LED VALUE PAR16 35 36° 3,5W/827 230V GU10 | 3,2 | 35 | 220-240 | 230 | 36° | 2700 | >80 | 53,0 | 50,0 | 15 000 | F | 2 | 45 Kč |
| | 4058075198944 | LED VALUE PAR16 35 120° 3,5W/827 230V GU10 | 3,2 | 35 | 220-240 | 230 | 120° | 2700 | >80 | 56,0 | 50,0 | 15 000 | F | 2 | 49 Kč |
| | 4058075209688 | LED VALUE MR16 35 36° 4W/827 12V GU5.3 | 4,5 | 35 | 12 | 350 | 36° | 2700 | >80 | 45,0 | 50,0 | 15 000 | F | 2 | 66 Kč |
| | 4058075598942 | LED VALUE PAR16 50 60° 4,5W/827 230V GU10 | 4,5 | 35 | 220-240 | 350 | 60° | 2700 | >80 | 54,0 | 50,0 | 15 000 | F | 2 | 50 Kč |
| | 4058075209718 | LED VALUE MR16 35 120° 4W/827 12V GU5.3 | 4,5 | 35 | 12 | 350 | 120° | 2700 | >80 | 45,0 | 50,0 | 15 000 | F | 2 | 69 Kč |
| | 4058075598645 | LED VALUE PAR16 50 36° 4,5W/830 230V GU10 | 4,5 | 35 | 220-240 | 350 | 36° | 3000 | >80 | 54,0 | 50,0 | 15 000 | F | 2 | 50 Kč |
| | 4058075599024 | LED VALUE PAR16 50 60° 4,5W/830 230V GU10 | 4,5 | 35 | 220-240 | 350 | 60° | 3000 | >80 | 54,0 | 50,0 | 15 000 | F | 2 | 50 Kč |
| | 4058075598676 | LED VALUE PAR16 50 120° 4,5W/830 230V GU10 | 4,5 | 35 | 220-240 | 350 | 120° | 3000 | >80 | 54,0 | 50,0 | 15 000 | F | 2 | 50 Kč |
| | 4058075599116 | LED VALUE PAR16 50 60° 4,5W/840 230V GU10 | 4,5 | 35 | 220-240 | 350 | 60° | 4000 | >80 | 54,0 | 50,0 | 15 000 | F | 2 | 50 Kč |
|  | 4058075599239 | LED VALUE PAR16 50 60° 4,5W/865 230V GU10 | 4,5 | 35 | 220-240 | 350 | 60° | 6500 | >80 | 54,0 | 50,0 | 15 000 | F | 2 | 50 Kč |
| | 4058075198586 | LED VALUE PAR16 50 36° 4,5W/827 230V GU10 | 5,0 | 50 | 220-240 | 350 | 36° | 2700 | >80 | 53,0 | 50,0 | 15 000 | F | 2 | 50 Kč |
| | 4058075198678 | LED VALUE PAR16 50 120° 4,5W/827 230V GU10 | 5,0 | 50 | 220-240 | 350 | 120° | 2700 | >80 | 56,0 | 50,0 | 15 000 | F | 2 | 50 Kč |
| | 4058075198616 | LED VALUE PAR16 50 36° 4,5W/840 230V GU10 | 5,0 | 50 | 220-240 | 350 | 36° | 4000 | >80 | 53,0 | 50,0 | 15 000 | F | 2 | 50 Kč |
| | 4058075198708 | LED VALUE PAR16 50 120° 4,5W/840 230V GU10 | 5,0 | 50 | 220-240 | 350 | 120° | 4000 | >80 | 56,0 | 50,0 | 15 000 | F | 2 | 50 Kč |
| | 4058075198647 | LED VALUE PAR16 50 36° 4,5W/865 230V GU10 | 5,0 | 50 | 220-240 | 350 | 36° | 6500 | >80 | 53,0 | 50,0 | 15 000 | F | 2 | 50 Kč |
| | 4058075198739 | LED VALUE PAR16 50 120° 4,5W/865 230V GU10 | 5,0 | 50 | 220-240 | 350 | 120° | 6500 | >80 | 56,0 | 50,0 | 15 000 | F | 2 | 50 Kč |
| | 4058075198760 | LED VALUE PAR16 80 36° 6,5W/827 230V GU10 | 6,9 | 80 | 220-240 | 575 | 36° | 2700 | >80 | 53,0 | 50,0 | 15 000 | F | 2 | 64 Kč |
| | 4058075599208 | LED VALUE PAR16 80 60° 6,9W/827 230V GU10 | 6,9 | 80 | 220-240 | 575 | 60° | 2700 | >80 | 54,0 | 50,0 | 15 000 | F | 2 | 64 Kč |
| | 4058075198852 | LED VALUE PAR16 80 120° 6,5W/827 230V GU10 | 6,9 | 80 | 220-240 | 575 | 120° | 2700 | >80 | 56,0 | 50,0 | 15 000 | F | 2 | 64 Kč |
|  | 4058075598737 | LED VALUE PAR16 80 36° 6,9W/830 230V GU10 | 6,9 | 80 | 220-240 | 575 | 36° | 3000 | >80 | 54,0 | 50,0 | 15 000 | F | 2 | 64 Kč |
| | 4058075599260 | LED VALUE PAR16 80 60° 6,9W/830 230V GU10 | 6,9 | 80 | 220-240 | 575 | 60° | 3000 | >80 | 54,0 | 50,0 | 15 000 | F | 2 | 64 Kč |
| | 4058075598768 | LED VALUE PAR16 80 120° 6,9W/830 230V GU10 | 6,9 | 80 | 220-240 | 575 | 120° | 3000 | >80 | 54,0 | 50,0 | 15 000 | F | 2 | 64 Kč |
| | 4058075198791 | LED VALUE PAR16 80 36° 6,5W/840 230V GU10 | 6,9 | 80 | 220-240 | 575 | 36° | 4000 | >80 | 53,0 | 50,0 | 15 000 | F | 2 | 64 Kč |
| | 4058075599291 | LED VALUE PAR16 80 60° 6,9W/840 230V GU10 | 6,9 | 80 | 220-240 | 575 | 60° | 4000 | >80 | 54,0 | 50,0 | 15 000 | F | 2 | 64 Kč |
| | 4058075198883 | LED VALUE PAR16 80 120° 6,5W/840 230V GU10 | 6,9 | 80 | 220-240 | 575 | 120° | 4000 | >80 | 56,0 | 50,0 | 15 000 | F | 2 | 64 Kč |
| | 4058075198821 | LED VALUE PAR16 80 36° 6,5W/865 230V GU10 | 6,9 | 80 | 220-240 | 575 | 36° | 6500 | >80 | 53,0 | 50,0 | 15 000 | F | 2 | 64 Kč |
| | 4058075599321 | LED VALUE PAR16 80 60° 6,9W/865 230V GU10 | 6,9 | 80 | 220-240 | 575 | 60° | 6500 | >80 | 54,0 | 50,0 | 15 000 | F | 2 | 64 Kč |
| | 4058075198913 | LED VALUE PAR16 80 120° 6,5W/865 230V GU10 | 6,9 | 80 | 220-240 | 575 | 120° | 6500 | >80 | 56,0 | 50,0 | 15 000 | F | 2 | 64 Kč |

¹L70/B50 | ²Třída energetické účinnosti (EEC) na stupnici od A (nejvyšší účinnost) po G (nejnižší účinnost) | ³Další informace a přesné znění záručních podmínek naleznete na stránce www.ledvance.cz/zaruka | ⁴Brutto cena bez DPH a PHE

OSRAM LED VALUE PAR16 – GU10, sklo/čiré

| | | | | | | | | | | | | | | |
|---------------|--|-----|----|---------|-----|------|------|----|------|------|--------|---|---|-------|
| 4058075096622 | LED VALUE PAR16 50 36° 4,3W/830 230V GU10 | 4,3 | 50 | 220–240 | 350 | 36° | 3000 | 80 | 55,0 | 51,0 | 10 000 | F | 2 | 65 Kč |
| 4058075055155 | LED VALUE PAR16 50 36° 4,3W/840 230V GU10 | 4,3 | 50 | 220–240 | 350 | 36° | 4000 | 80 | 55,0 | 51,0 | 10 000 | F | 2 | 65 Kč |
| 4058075817715 | LED VALUE PAR16 50 36° 4,3W/865 230V GU10 | 4,3 | 50 | 220–240 | 350 | 36° | 6500 | 80 | 55,0 | 51,0 | 10 000 | F | 2 | 65 Kč |
| 4058075096646 | LED VALUE PAR16 80 36° 6,9W/830 230V GU10 | 6,9 | 80 | 220–240 | 575 | 36° | 3000 | 80 | 55,0 | 51,0 | 10 000 | F | 2 | 90 Kč |
| 4058075096769 | LED VALUE PAR16 80 60° 6,9W/830 230V GU10 | 6,9 | 80 | 220–240 | 575 | 60° | 3000 | 80 | 55,0 | 51,0 | 10 000 | F | 2 | 90 Kč |
| 4058075096707 | LED VALUE PAR16 80 120° 6,9W/830 230V GU10 | 6,9 | 80 | 220–240 | 575 | 120° | 3000 | 80 | 55,0 | 51,0 | 10 000 | F | 2 | 90 Kč |
| 4058075096660 | LED VALUE PAR16 80 36° 6,9W/840 230V GU10 | 6,9 | 80 | 220–240 | 575 | 36° | 4000 | 80 | 55,0 | 51,0 | 10 000 | F | 2 | 90 Kč |
| 4058075096783 | LED VALUE PAR16 80 60° 6,9W/840 230V GU10 | 6,9 | 80 | 220–240 | 575 | 60° | 4000 | 80 | 55,0 | 51,0 | 10 000 | F | 2 | 90 Kč |
| 4058075096721 | LED VALUE PAR16 80 120° 6,9W/840 230V GU10 | 6,9 | 80 | 220–240 | 575 | 120° | 4000 | 80 | 55,0 | 51,0 | 10 000 | F | 2 | 90 Kč |
| 4058075096684 | LED VALUE PAR16 80 36° 6,9W/865 230V GU10 | 6,9 | 80 | 220–240 | 575 | 36° | 6500 | 80 | 55,0 | 51,0 | 10 000 | F | 2 | 90 Kč |
| 4058075096745 | LED VALUE PAR16 80 120° 6,9W/865 230V GU10 | 6,9 | 80 | 220–240 | 575 | 120° | 6500 | 80 | 55,0 | 51,0 | 10 000 | F | 2 | 90 Kč |



OSRAM LED VALUE CLASSIC A – E27, matné

| | | | | | | | | | | | | | | |
|---------------|------------------------------------|------|-----|---------|------|------|------|----|-------|------|--------|---|---|-------|
| 4052899326927 | VALUE CL A FR 40 5,5W/827 230V E27 | 5,5 | 40 | 220–240 | 470 | 200° | 2700 | 80 | 95,0 | 55,0 | 10 000 | F | 2 | 42 Kč |
| 4058075127081 | VALUE CL A FR 40 5,5W/840 230V E27 | 5,5 | 40 | 220–240 | 470 | 200° | 4000 | 80 | 95,0 | 55,0 | 10 000 | F | 2 | 42 Kč |
| 4052899971011 | VALUE CL A FR 40 5,5W/865 230V E27 | 5,5 | 40 | 220–240 | 470 | 200° | 6500 | 80 | 95,0 | 55,0 | 10 000 | F | 2 | 42 Kč |
| 4052899326842 | VALUE CL A FR 60 8,5W/827 230V E27 | 8,5 | 60 | 220–240 | 806 | 200° | 2700 | 80 | 113,0 | 60,0 | 10 000 | F | 2 | 46 Kč |
| 4052899973381 | VALUE CL A FR 60 8,5W/840 230V E27 | 8,5 | 60 | 220–240 | 806 | 200° | 4000 | 80 | 113,0 | 60,0 | 10 000 | F | 2 | 46 Kč |
| 4052899326873 | VALUE CL A FR 60 8,5W/865 230V E27 | 8,5 | 60 | 220–240 | 806 | 200° | 6500 | 80 | 113,0 | 60,0 | 10 000 | F | 2 | 46 Kč |
| 4052899971028 | VALUE CL A FR 75 10W/827 230V E27 | 10,0 | 75 | 220–240 | 1055 | 200° | 2700 | 80 | 118,0 | 60,0 | 10 000 | F | 2 | 60 Kč |
| 4052899973404 | VALUE CL A FR 75 10W/840 230V E27 | 10,0 | 75 | 220–240 | 1055 | 200° | 4000 | 80 | 118,0 | 60,0 | 10 000 | F | 2 | 60 Kč |
| 4052899971035 | VALUE CL A FR 75 10W/865 230V E27 | 10,0 | 75 | 220–240 | 1055 | 200° | 6500 | 80 | 118,0 | 60,0 | 10 000 | F | 2 | 60 Kč |
| 4052899971097 | VALUE CL A FR 100 13W/827 230V E27 | 13,0 | 100 | 220–240 | 1521 | 200° | 2700 | 80 | 118,0 | 60,0 | 10 000 | F | 2 | 74 Kč |
| 4052899973428 | VALUE CL A FR 100 13W/840 230V E27 | 13,0 | 100 | 220–240 | 1521 | 200° | 4000 | 80 | 118,0 | 60,0 | 10 000 | F | 2 | 74 Kč |
| 4052899971042 | VALUE CL A FR 100 13W/865 230V E27 | 13,0 | 100 | 220–240 | 1521 | 200° | 6500 | 80 | 118,0 | 60,0 | 10 000 | F | 2 | 74 Kč |



OSRAM LED VALUE CLASSIC A FILAMENTS – E27, sklo/čiré/vlákn

| | | | | | | | | | | | | | | |
|---------------|------------------------------------|------|-----|---------|------|------|------|----|-------|------|--------|---|---|--------|
| 4058075439856 | LED VALUE CL A FIL 40 4W/827 E27 | 4,0 | 40 | 220–240 | 470 | 300° | 2700 | 80 | 105,0 | 60,0 | 10 000 | E | 2 | 54 Kč |
| 4058075288645 | LED VALUE CL A FIL 60 6,5W/840 E27 | 6,5 | 60 | 220–240 | 806 | 300° | 4000 | 80 | 105,0 | 60,0 | 10 000 | E | 2 | 60 Kč |
| 4058075819658 | LED VALUE CL A FIL 60 7W/827 E27 | 7,0 | 60 | 220–240 | 806 | 300° | 2700 | 80 | 105,0 | 60,0 | 10 000 | E | 2 | 60 Kč |
| 4058075288669 | LED VALUE CL A FIL 75 7,5W/827 E27 | 7,5 | 75 | 220–240 | 1055 | 300° | 2700 | 80 | 105,0 | 60,0 | 10 000 | D | 2 | 80 Kč |
| 4058075288683 | LED VALUE CL A FIL 75 7,5W/840 E27 | 7,5 | 75 | 220–240 | 1055 | 300° | 4000 | 80 | 105,0 | 60,0 | 10 000 | D | 2 | 80 Kč |
| 4058075438514 | LED VALUE CL A FIL 100 10W/827 E27 | 10,0 | 100 | 220–240 | 1521 | 300° | 2700 | 80 | 105,0 | 60,0 | 10 000 | D | 2 | 120 Kč |
| 4058075439597 | LED VALUE CL A FIL 100 10W/840 E27 | 10,0 | 100 | 220–240 | 1521 | 300° | 4000 | 80 | 105,0 | 60,0 | 15 000 | D | 2 | 120 Kč |



OSRAM LED VALUE CLASSIC B – E14, matné

| | | | | | | | | | | | | | | |
|---------------|-----------------------------------|-----|----|---------|-----|------|------|----|-------|------|--------|---|---|-------|
| 4052899326453 | LED VALUE CL B FR 40 5,5W/827 E14 | 5,5 | 40 | 220–240 | 470 | 220° | 2700 | 80 | 100,0 | 37,0 | 10 000 | F | 2 | 42 Kč |
| 4052899973367 | LED VALUE CL B FR 40 5,5W/840 E14 | 5,5 | 40 | 220–240 | 470 | 220° | 4000 | 80 | 100,0 | 37,0 | 10 000 | F | 2 | 42 Kč |
| 4052899971066 | LED VALUE CL B FR 40 5,5W/865 E14 | 5,5 | 40 | 220–240 | 470 | 220° | 6500 | 80 | 100,0 | 37,0 | 10 000 | F | 2 | 42 Kč |
| 4058075152915 | LED VALUE CL B FR 60 7,5W/827 E14 | 7,5 | 60 | 220–240 | 806 | 220° | 2700 | 80 | 115,0 | 39,0 | 10 000 | F | 2 | 64 Kč |
| 4058075311886 | LED VALUE CL B FR 60 7W/840 E14 | 7,0 | 60 | 220–240 | 806 | 220° | 4000 | 80 | 114,0 | 39,0 | 10 000 | F | 2 | 64 Kč |
| 4058075311909 | LED VALUE CL B FR 60 7W/865 E14 | 7,0 | 60 | 220–240 | 806 | 220° | 6500 | 80 | 114,0 | 39,0 | 10 000 | F | 2 | 64 Kč |



OSRAM LED VALUE CLASSIC B FILAMENTS – E14, sklo/čiré/vlákn

| | | | | | | | | | | | | | | |
|---------------|----------------------------------|-----|----|---------|-----|------|------|----|-------|------|--------|---|---|-------|
| 4058075438637 | LED VALUE CL B FIL 40 4W/827 E14 | 4,0 | 40 | 220–240 | 470 | 300° | 2700 | 80 | 100,0 | 35,0 | 10 000 | E | 2 | 51 Kč |
|---------------|----------------------------------|-----|----|---------|-----|------|------|----|-------|------|--------|---|---|-------|



OSRAM LED VALUE CLASSIC P – E14, matné

| | | | | | | | | | | | | | | |
|---------------|-----------------------------------|-----|----|---------|-----|------|------|----|------|------|--------|---|---|-------|
| 4058075147898 | LED VALUE CL P FR 40 5,5W/827 E14 | 5,5 | 40 | 220–240 | 470 | 200° | 2700 | 80 | 82,0 | 45,0 | 10 000 | F | 2 | 45 Kč |
| 4058075147911 | LED VALUE CL P FR 40 5,5W/840 E14 | 5,5 | 40 | 220–240 | 470 | 200° | 4000 | 80 | 82,0 | 45,0 | 10 000 | F | 2 | 45 Kč |
| 4058075127630 | LED VALUE CL P FR 40 5,5W/865 E14 | 5,5 | 40 | 220–240 | 470 | 200° | 6500 | 80 | 82,0 | 45,0 | 10 000 | F | 2 | 45 Kč |
| 4058075152939 | LED VALUE CL P FR 60 7,5W/827 E14 | 7,5 | 60 | 220–240 | 806 | 200° | 2700 | 80 | 90,0 | 47,0 | 10 000 | F | 2 | 64 Kč |
| 4058075311923 | LED VALUE CL P FR 60 7W/840 E14 | 7,0 | 60 | 220–240 | 806 | 180° | 4000 | 80 | 89,0 | 45,0 | 10 000 | F | 2 | 64 Kč |
| 4058075311947 | LED VALUE CL P FR 60 7W/865 E14 | 7,0 | 60 | 220–240 | 806 | 180° | 6500 | 80 | 89,0 | 45,0 | 10 000 | F | 2 | 64 Kč |



OSRAM LED VALUE CLASSIC P FILAMENTS – E14, sklo/čiré/vlákn

| | | | | | | | | | | | | | | |
|---------------|----------------------------------|-----|----|---------|-----|------|------|----|------|------|--------|---|---|-------|
| 4058075438590 | LED VALUE CL P FIL 40 4W/827 E14 | 4,0 | 40 | 220–240 | 470 | 300° | 2700 | 80 | 77,0 | 45,0 | 10 000 | E | 2 | 54 Kč |
|---------------|----------------------------------|-----|----|---------|-----|------|------|----|------|------|--------|---|---|-------|



PARATHOM® PAR16 – GU10, sklo/čiré



| | | | | | | | | | | | | | | |
|---------------|---|-----|-----|---------|-----|------|------|----|-------|-------|--------|---|---|--------|
| 4058075608214 | PARATHOM PAR16 35 36° 2,6W/827 230V GU10 | 2,6 | 35 | 220–240 | 230 | 36° | 2700 | 80 | 85,0 | 50,0 | 15 000 | F | 4 | 75 Kč |
| 4058075608191 | PARATHOM PAR16 35 36° 2,6W/830 230V GU10 | 2,6 | 35 | 220–240 | 230 | 36° | 3000 | 80 | 85,0 | 50,0 | 15 000 | F | 4 | 75 Kč |
| 4058075608177 | PARATHOM PAR16 35 36° 2,6W/840 230V GU10 | 2,6 | 35 | 220–240 | 230 | 36° | 4000 | 80 | 100,0 | 35,0 | 15 000 | F | 4 | 75 Kč |
| 4058075608030 | PARATHOM PAR16 50 120° 4,3W/827 230V GU10 | 4,3 | 30 | 220–240 | 350 | 120° | 2700 | 80 | 135,0 | 95,0 | 15 000 | G | 4 | 80 Kč |
| 4058075608016 | PARATHOM PAR16 50 120° 4,3W/830 230V GU10 | 4,3 | 30 | 220–240 | 350 | 120° | 3000 | 80 | 147,0 | 65,0 | 15 000 | G | 4 | 80 Kč |
| 4058075607996 | PARATHOM PAR16 50 120° 4,3W/840 230V GU10 | 4,3 | 30 | 220–240 | 350 | 120° | 4000 | 80 | 147,0 | 65,0 | 15 000 | G | 4 | 80 Kč |
| 4058075608153 | PARATHOM PAR16 50 36° 4,3W/827 230V GU10 | 4,3 | 50 | 220–240 | 350 | 36° | 2700 | 80 | 100,0 | 35,0 | 15 000 | F | 4 | 80 Kč |
| 4058075608115 | PARATHOM PAR16 50 36° 4,3W/830 230V GU10 | 4,3 | 50 | 220–240 | 350 | 36° | 3000 | 80 | 77,0 | 45,0 | 15 000 | F | 4 | 80 Kč |
| 4058075608078 | PARATHOM PAR16 50 36° 4,3W/840 230V GU10 | 4,3 | 50 | 220–240 | 350 | 36° | 4000 | 80 | 168,0 | 124,0 | 15 000 | F | 4 | 80 Kč |
| 4058075608771 | PARATHOM PAR16 80 120° 6,9W/827 230V GU10 | 6,9 | 49 | 220–240 | 575 | 120° | 2700 | 80 | 80,0 | 25,0 | 15 000 | F | 4 | 95 Kč |
| 4058075608757 | PARATHOM PAR16 80 120° 6,9W/830 230V GU10 | 6,9 | 49 | 220–240 | 575 | 120° | 3000 | 80 | 105,0 | 60,0 | 15 000 | F | 4 | 95 Kč |
| 4058075608733 | PARATHOM PAR16 80 120° 6,9W/840 230V GU10 | 6,9 | 49 | 220–240 | 575 | 120° | 4000 | 80 | 105,0 | 60,0 | 15 000 | F | 4 | 95 Kč |
| 4058075608894 | PARATHOM PAR16 80 36° 6,9W/827 230V GU10 | 6,9 | 80 | 220–240 | 575 | 36° | 2700 | 80 | 38,0 | 35,0 | 15 000 | F | 4 | 95 Kč |
| 4058075608832 | PARATHOM PAR16 80 60° 6,9W/827 230V GU10 | 6,9 | 80 | 220–240 | 575 | 60° | 2700 | 80 | 38,0 | 35,0 | 15 000 | F | 4 | 95 Kč |
| 4058075608870 | PARATHOM PAR16 80 36° 6,9W/830 230V GU10 | 6,9 | 80 | 220–240 | 575 | 36° | 3000 | 80 | 38,0 | 35,0 | 15 000 | F | 4 | 95 Kč |
| 4058075608818 | PARATHOM PAR16 80 60° 6,9W/830 230V GU10 | 6,9 | 80 | 220–240 | 575 | 60° | 3000 | 80 | 63,0 | 26,0 | 15 000 | F | 4 | 95 Kč |
| 4058075608856 | PARATHOM PAR16 80 36° 6,9W/840 230V GU10 | 6,9 | 80 | 220–240 | 575 | 36° | 4000 | 80 | 38,0 | 35,0 | 15 000 | F | 4 | 95 Kč |
| 4058075608795 | PARATHOM PAR16 80 60° 6,9W/840 230V GU10 | 6,9 | 80 | 220–240 | 575 | 60° | 4000 | 80 | 63,0 | 26,0 | 15 000 | F | 4 | 95 Kč |
| 4058075608719 | PARATHOM PAR16 100 36° 9,6W/827 230V GU10 | 9,6 | 100 | 220–240 | 750 | 36° | 2700 | 80 | 105,0 | 60,0 | 15 000 | F | 4 | 240 Kč |
| 4058075608696 | PARATHOM PAR16 100 36° 9,6W/830 230V GU10 | 9,6 | 100 | 220–240 | 750 | 36° | 3000 | 80 | 105,0 | 60,0 | 15 000 | F | 4 | 240 Kč |
| 4058075608672 | PARATHOM PAR16 100 36° 9,6W/840 230V GU10 | 9,6 | 100 | 220–240 | 750 | 36° | 4000 | 80 | 105,0 | 60,0 | 15 000 | F | 4 | 240 Kč |

PARATHOM® DIM PAR16 – STMÍVATELNÉ – GU10, sklo/čiré



| | | | | | | | | | | | | | | |
|---------------|---|-----|-----|---------|-----|------|------|----|-------|------|--------|---|---|--------|
| 4058075259973 | PARATHOM PAR16 DIM 35 36° 3,7W/927 230V GU10 | 3,7 | 35 | 220–240 | 230 | 36° | 2700 | 90 | 55,0 | 51,0 | 25 000 | G | 5 | 105 Kč |
| 4058075259959 | PARATHOM PAR16 DIM 35 36° 3,7W/930 230V GU10 | 3,7 | 35 | 220–240 | 230 | 36° | 3000 | 90 | 55,0 | 51,0 | 25 000 | G | 5 | 105 Kč |
| 4058075259874 | PARATHOM PAR16 DIM 35 36° 3,7W/940 230V GU10 | 3,7 | 35 | 220–240 | 230 | 36° | 4000 | 90 | 55,0 | 51,0 | 25 000 | G | 5 | 105 Kč |
| 4058075608337 | PARATHOM PAR16 DIM 50 36° 4,5W/927 230V GU10 | 4,5 | 50 | 220–240 | 350 | 36° | 2700 | 90 | 111,0 | 60,0 | 25 000 | F | 5 | 110 Kč |
| 4058075608290 | PARATHOM PAR16 DIM 50 36° 4,5W/930 230V GU10 | 4,5 | 50 | 220–240 | 350 | 36° | 3000 | 90 | 93,0 | 46,0 | 25 000 | F | 5 | 110 Kč |
| 4058075608252 | PARATHOM PAR16 DIM 50 36° 5,5W/940 230V GU10 | 4,5 | 50 | 220–240 | 350 | 36° | 4000 | 90 | 111,0 | 60,0 | 25 000 | F | 5 | 110 Kč |
| 4058075609013 | PARATHOM PAR16 DIM 80 120° 8,3W/927 230V GU10 | 7,9 | 51 | 220–240 | – | 120° | 2700 | 90 | 54,0 | 51,0 | 25 000 | G | 5 | 170 Kč |
| 4058075608993 | PARATHOM PAR16 DIM 80 120° 7,9W/930 230V GU10 | 7,9 | 51 | 220–240 | – | 120° | 3000 | 90 | 113,0 | 80,0 | 25 000 | G | 5 | 170 Kč |
| 4058075608979 | PARATHOM PAR16 DIM 80 120° 8,3W/940 230V GU10 | 7,9 | 51 | 220–240 | – | 120° | 4000 | 90 | 101,5 | 62,9 | 25 000 | G | 5 | 170 Kč |
| 4058075609136 | PARATHOM PAR16 DIM 80 36° 8,3W/927 230V GU10 | 8,3 | 80 | 220–240 | 575 | 36° | 2700 | 90 | 54,0 | 51,0 | 25 000 | G | 5 | 170 Kč |
| 4058075609051 | PARATHOM PAR16 DIM 80 60° 8,3W/930 230V GU10 | 8,3 | 80 | 220–240 | 575 | 60° | 3000 | 90 | 54,0 | 51,0 | 25 000 | G | 5 | 170 Kč |
| 4058075609099 | PARATHOM PAR16 DIM 80 36° 8,3W/940 230V GU10 | 8,3 | 80 | 220–240 | 575 | 36° | 4000 | 90 | 54,0 | 51,0 | 25 000 | G | 5 | 170 Kč |
| 4058075609037 | PARATHOM PAR16 DIM 80 60° 8,3W/940 230V GU10 | 8,3 | 80 | 220–240 | 575 | 60° | 4000 | 90 | 54,0 | 51,0 | 25 000 | G | 5 | 170 Kč |
| 4058075609198 | PARATHOM PAR16 DIM 100 36° 9,6W/827 230V GU10 | 9,6 | 100 | 220–240 | 750 | 36° | 2700 | 80 | 118,0 | 28,0 | 25 000 | F | 5 | 250 Kč |
| 4058075609174 | PARATHOM PAR16 DIM 100 36° 9,6W/830 230V GU10 | 9,6 | 100 | 220–240 | 750 | 36° | 3000 | 80 | 54,0 | 51,0 | 25 000 | F | 5 | 250 Kč |

PARATHOM® PRO PAR16 – STMÍVATELNÉ (špičkové podání barev R_a 97) – GU10, sklo/čiré

| | | | | | | | | | | | | | | |
|---------------|--|-----|----|---------|-----|-----|------|----|-------|------|--------|---|---|--------|
| 4058075608399 | PARATHOM PAR16 DIM 35 36° 3,4W/927 230V GU10 | 3,4 | 35 | 220–240 | 230 | 36° | 2700 | 97 | 118,0 | 70,0 | 40 000 | G | 5 | 145 Kč |
| 4058075608375 | PARATHOM PAR16 DIM 35 36° 3,4W/930 230V GU10 | 3,4 | 35 | 220–240 | 230 | 36° | 3000 | 97 | 113,0 | 80,0 | 40 000 | G | 5 | 145 Kč |
| 4058075608351 | PARATHOM PAR16 DIM 35 36° 3,4W/940 230V GU10 | 3,4 | 35 | 220–240 | 230 | 36° | 4000 | 97 | 52,0 | 16,0 | 40 000 | G | 5 | 145 Kč |
| 4058075608450 | PARATHOM PAR16 DIM 50 36° 6W/927 230V GU10 | 6,0 | 50 | 220–240 | 350 | 36° | 2700 | 97 | 54,0 | 51,0 | 40 000 | G | 5 | 155 Kč |
| 4058075608436 | PARATHOM PAR16 DIM 50 36° 6W/930 230V GU10 | 6,0 | 50 | 220–240 | 350 | 36° | 3000 | 97 | 54,0 | 51,0 | 40 000 | G | 5 | 155 Kč |
| 4058075608412 | PARATHOM PAR16 DIM 50 36° 6W/940 230V GU10 | 6,0 | 50 | 220–240 | 350 | 36° | 4000 | 97 | 54,0 | 51,0 | 40 000 | G | 5 | 155 Kč |
| 4058075608955 | PARATHOM PAR16 DIM 80 36° 9,5W/927 230V GU10 | 9,5 | 80 | 220–240 | 575 | 36° | 2700 | 97 | 52,0 | 50,0 | 40 000 | G | 5 | 240 Kč |
| 4058075608931 | PARATHOM PAR16 DIM 80 36° 9,5W/930 230V GU10 | 9,5 | 80 | 220–240 | 575 | 36° | 3000 | 97 | 54,0 | 51,0 | 40 000 | G | 5 | 240 Kč |
| 4058075608917 | PARATHOM PAR16 DIM 80 36° 9,5W/940 230V GU10 | 9,5 | 80 | 220–240 | 575 | 36° | 4000 | 97 | 54,0 | 51,0 | 40 000 | G | 5 | 240 Kč |

PARATHOM® MR16 – GU5.3, sklo/čiré



| | | | | | | | | | | | | | | |
|---------------|---|-----|----|----|-----|-----|------|----|-------|------|--------|---|---|--------|
| 4058075431379 | PARATHOM MR16 20 36° 2,6W/827 12V GU5.3 | 2,6 | 20 | 12 | 230 | 36° | 2700 | 80 | 46,0 | 51,0 | 15 000 | F | 4 | 105 Kč |
| 4058075431355 | PARATHOM MR16 20 36° 2,6W/830 12V GU5.3 | 2,6 | 20 | 12 | 230 | 36° | 3000 | 80 | 46,0 | 51,0 | 15 000 | F | 4 | 105 Kč |
| 4058075431317 | PARATHOM MR16 20 36° 2,6W/840 12V GU5.3 | 2,6 | 20 | 12 | 230 | 36° | 4000 | 80 | 46,0 | 51,0 | 15 000 | F | 4 | 105 Kč |
| 4058075431256 | PARATHOM MR16 35 36° 3,8W/827 12V GU5.3 | 3,8 | 35 | 12 | 350 | 36° | 2700 | 80 | 46,0 | 51,0 | 15 000 | F | 4 | 115 Kč |
| 4058075431218 | PARATHOM MR16 35 36° 3,8W/830 12V GU5.3 | 3,8 | 35 | 12 | 350 | 36° | 3000 | 80 | 46,0 | 51,0 | 15 000 | F | 4 | 115 Kč |
| 4058075431157 | PARATHOM MR16 35 36° 3,8W/840 12V GU5.3 | 3,8 | 35 | 12 | 350 | 36° | 4000 | 80 | 46,0 | 51,0 | 15 000 | F | 4 | 115 Kč |
| 4058075815575 | PARATHOM MR16 50 36° 7,2W/830 12V GU5.3 | 7,2 | 50 | 12 | 621 | 36° | 3000 | 80 | 53,0 | 51,0 | 15 000 | G | 4 | 190 Kč |
| 4058075609259 | PARATHOM MR16 50 36° 8W/827 12V GU5.3 | 8,0 | 50 | 12 | 621 | 36° | 2700 | 80 | 118,0 | 70,0 | 15 000 | G | 4 | 190 Kč |
| 4058075609235 | PARATHOM MR16 50 36° 8W/830 12V GU5.3 | 8,0 | 50 | 12 | 621 | 36° | 3000 | 80 | 28,0 | 75,0 | 15 000 | G | 4 | 190 Kč |
| 4058075609211 | PARATHOM MR16 50 36° 8W/840 12V GU5.3 | 8,0 | 50 | 12 | 621 | 36° | 4000 | 80 | 28,0 | 75,0 | 15 000 | G | 4 | 190 Kč |

PARATHOM® DIM MR16 – STMÍVATELNÉ (výborné podání barev R_a 90) – GU5.3, sklo/čiré



| | | | | | | | | | | | | | | |
|---------------|---|-----|----|----|-----|-----|------|----|-------|------|--------|---|---|--------|
| 4058075431577 | PARATHOM MR16 DIM 20 36° 3,4W/927 12V GU5.3 | 3,4 | 20 | 12 | 230 | 36° | 2700 | 90 | 46,0 | 51,0 | 25 000 | G | 5 | 150 Kč |
| 4058075431553 | PARATHOM MR16 DIM 20 36° 3,4W/930 12V GU5.3 | 3,4 | 20 | 12 | 230 | 36° | 3000 | 90 | 46,0 | 51,0 | 25 000 | G | 5 | 150 Kč |
| 4058075431539 | PARATHOM MR16 DIM 20 36° 3,4W/940 12V GU5.3 | 3,4 | 20 | 12 | 230 | 36° | 4000 | 90 | 46,0 | 51,0 | 25 000 | G | 5 | 150 Kč |
| 4058075431492 | PARATHOM MR16 DIM 35 36° 4,9W/927 12V GU5.3 | 4,9 | 35 | 12 | 350 | 36° | 2700 | 90 | 46,0 | 51,0 | 25 000 | G | 5 | 175 Kč |
| 4058075431478 | PARATHOM MR16 DIM 35 36° 4,9W/930 12V GU5.3 | 4,9 | 35 | 12 | 350 | 36° | 3000 | 90 | 46,0 | 51,0 | 25 000 | G | 5 | 175 Kč |
| 4058075431430 | PARATHOM MR16 DIM 35 36° 4,9W/940 12V GU5.3 | 4,9 | 35 | 12 | 350 | 36° | 4000 | 90 | 46,0 | 51,0 | 25 000 | G | 5 | 175 Kč |
| 4058075095106 | PARATHOM MR16 DIM 50 36° 7,8W/830 12V GU5.3 | 7,8 | 50 | 12 | 621 | 36° | 3000 | 80 | 53,0 | 51,0 | 25 000 | G | 5 | 240 Kč |
| 4058075609310 | PARATHOM MR16 DIM 50 36° 8W/927 12V GU5.3 | 8,0 | 50 | 12 | 621 | 36° | 2700 | 90 | 109,0 | 39,0 | 25 000 | G | 5 | 240 Kč |
| 4058075609297 | PARATHOM MR16 DIM 50 36° 8W/930 12V GU5.3 | 8,0 | 50 | 12 | 621 | 36° | 3000 | 90 | 78,0 | 28,0 | 25 000 | G | 5 | 240 Kč |
| 4058075609273 | PARATHOM MR16 DIM 50 36° 8W/940 12V GU5.3 | 8,0 | 50 | 12 | 621 | 36° | 4000 | 90 | 78,0 | 28,0 | 25 000 | G | 5 | 240 Kč |

PARATHOM® PRO MR16 – STMÍVATELNÉ (špičkové podání barev R_a 97) – GU5.3, sklo/čiré



| | | | | | | | | | | | | | | |
|---------------|---|-----|----|----|-----|-----|------|----|-------|-------|--------|---|---|--------|
| 4058075431652 | PARATHOM PRO MR16 DIM 20 36° 4,5W/927 12V GU5.3 | 3,6 | 20 | 12 | 230 | 36° | 2700 | 97 | 46,0 | 51,0 | 40 000 | G | 5 | 255 Kč |
| 4058075431638 | PARATHOM PRO MR16 DIM 20 36° 4,5W/930 12V GU5.3 | 3,6 | 20 | 12 | 230 | 36° | 3000 | 97 | 46,0 | 51,0 | 40 000 | G | 5 | 255 Kč |
| 4058075431614 | PARATHOM PRO MR16 DIM 20 36° 4,5W/940 12V GU5.3 | 3,6 | 20 | 12 | 230 | 36° | 4000 | 97 | 46,0 | 51,0 | 40 000 | G | 5 | 255 Kč |
| 4058075609433 | PARATHOM PRO MR16 DIM 35 36° 6,3W/927 12V GU5.3 | 6,3 | 35 | 12 | 355 | 36° | 2700 | 97 | 100,0 | 35,0 | 40 000 | G | 5 | 295 Kč |
| 4058075609419 | PARATHOM PRO MR16 DIM 35 36° 6,3W/930 12V GU5.3 | 6,3 | 35 | 12 | 355 | 36° | 3000 | 97 | 77,0 | 45,0 | 40 000 | G | 5 | 295 Kč |
| 4058075609396 | PARATHOM PRO MR16 DIM 35 36° 6,3W/940 12V GU5.3 | 6,3 | 35 | 12 | 355 | 36° | 4000 | 97 | 77,0 | 45,0 | 40 000 | G | 5 | 295 Kč |
| 4058075609372 | PARATHOM PRO MR16 DIM 43 36° 7,8W/927 12V GU5.3 | 7,8 | 43 | 12 | 500 | 36° | 2700 | 97 | 55,0 | 110,7 | 40 000 | G | 5 | 340 Kč |
| 4058075609358 | PARATHOM PRO MR16 DIM 43 36° 7,8W/930 12V GU5.3 | 7,8 | 43 | 12 | 500 | 36° | 3000 | 97 | 52,0 | 50,0 | 40 000 | G | 5 | 340 Kč |
| 4058075609334 | PARATHOM PRO MR16 DIM 43 36° 7,8W/940 12V GU5.3 | 7,8 | 43 | 12 | 500 | 36° | 4000 | 97 | 52,0 | 50,0 | 40 000 | G | 5 | 340 Kč |

PARATHOM® CLASSIC A – E27, matné



| | | | | | | | | | | | | | | |
|---------------|--|------|-----|---------|------|------|------|----|-------|------|--------|---|---|--------|
| 4058075593275 | PARATHOM CL A FR 40 4,9W/827 230V E27 | 4,9 | 40 | 220–240 | 470 | 200° | 2700 | 80 | 100,0 | 35,0 | 15 000 | F | 4 | 50 Kč |
| 4058075593299 | PARATHOM CL A FR 40 4,9W/840 230V E27 | 4,9 | 40 | 220–240 | 470 | 200° | 4000 | 80 | 77,0 | 45,0 | 15 000 | F | 4 | 50 Kč |
| 4058075304192 | PARATHOM CL A FR 40 4,9W/865 230V E27 | 5,5 | 40 | 220–240 | 470 | 200° | 6500 | 80 | 95,0 | 55,0 | 15 000 | F | 3 | 50 Kč |
| 4058075593176 | PARATHOM CL A FR 60 8,5W/827 230V E27 | 8,5 | 60 | 220–240 | 806 | 200° | 2700 | 80 | 105,0 | 60,0 | 15 000 | F | 4 | 56 Kč |
| 4058075593213 | PARATHOM CL A FR 60 8,5W/827 230V B22D | 8,5 | 60 | 220–240 | 806 | 200° | 2700 | 80 | 77,0 | 45,0 | 15 000 | F | 4 | 56 Kč |
| 4058075593190 | PARATHOM CL A FR 60 8,5W/840 230V E27 | 8,5 | 60 | 220–240 | 806 | 200° | 4000 | 80 | 77,0 | 45,0 | 15 000 | F | 4 | 56 Kč |
| 4058075593091 | PARATHOM CL A FR 75 10W/827 230V E27 | 10,0 | 75 | 220–240 | 1055 | 200° | 2700 | 80 | 121,0 | 35,0 | 15 000 | F | 4 | 90 Kč |
| 4058075593114 | PARATHOM CL A FR 75 10W/840 230V E27 | 10,0 | 75 | 220–240 | 1055 | 200° | 4000 | 80 | 91,0 | 35,0 | 15 000 | F | 4 | 90 Kč |
| 4058075593138 | PARATHOM CL A FR 100 13W/827 230V E27 | 13,0 | 100 | 220–240 | 1521 | 200° | 2700 | 80 | 77,0 | 45,0 | 15 000 | F | 4 | 110 Kč |
| 4058075593152 | PARATHOM CL A FR 100 13W/840 230V E27 | 13,0 | 100 | 220–240 | 1521 | 200° | 4000 | 80 | 100,0 | 35,0 | 15 000 | F | 4 | 110 Kč |
| 4058075304277 | PARATHOM CL A FR 100 13W/865 230V E27 | 13,0 | 100 | 220–240 | 1521 | 180° | 6500 | 80 | 118,0 | 60,0 | 15 000 | F | 3 | 110 Kč |
| 4058075593077 | PARATHOM CL A FR 150 19W/827 230V E27 | 19,0 | 150 | 220–240 | 2452 | 200° | 2700 | 80 | 105,0 | 60,0 | 15 000 | E | 4 | 220 Kč |

OSRAM PARATHOM® DIM CLASSIC A – STMÍVATELNÉ – E27, matné



| | | | | | | | | | | | | | | |
|---------------|--|------|-----|---------|------|------|------|----|-------|------|--------|---|---|--------|
| 4058075594180 | PARATHOM CL A FR DIM 60 8,8W/827 230V E27 | 8,8 | 60 | 220–240 | 806 | 220° | 2700 | 80 | 52,0 | 50,0 | 25 000 | F | 5 | 95 Kč |
| 4058075462571 | PARATHOM CL A FR DIM 60 9W/827 230V E27 | 9,0 | 60 | 220–240 | 806 | 220° | 2700 | 80 | 110,0 | 60,0 | 25 000 | F | 5 | 95 Kč |
| 4058075462595 | PARATHOM CL A FR DIM 75 10,5W/827 230V E27 | 10,5 | 75 | 220–240 | 1055 | 220° | 2700 | 80 | 110,0 | 60,0 | 25 000 | F | 5 | 130 Kč |
| 4058075292574 | PARATHOM CL A FR DIM 75 11W/827 230V E27 | 11,0 | 75 | 220–240 | 1055 | 220° | 2700 | 80 | 110,0 | 60,0 | 25 000 | F | 5 | 130 Kč |
| 4058075462618 | PARATHOM CL A FR DIM 100 13W/827 230V E27 | 13,0 | 100 | 220–240 | 1521 | 220° | 2700 | 80 | 120,0 | 60,0 | 25 000 | F | 5 | 150 Kč |
| 4058075594227 | PARATHOM CL A FR DIM 100 14W/827 230V E27 | 14,0 | 100 | 220–240 | 1521 | 220° | 2700 | 80 | 52,0 | 50,0 | 25 000 | F | 5 | 150 Kč |
| 4058075462632 | PARATHOM CL A FR DIM 150 21W/827 230V E27 | 21,0 | 150 | 220–240 | 2452 | 200° | 2700 | 80 | 143,0 | 67,0 | 25 000 | F | 5 | 290 Kč |

OSRAM PARATHOM® STICK LED – skvělá náhrada kompaktních úsporek tvaru sticks – E27, E14, matné



| | | | | | | | | | | | | | | |
|---------------|---|------|----|---------|------|------|------|----|-------|------|--------|---|---|--------|
| 4058075593374 | PARATHOM CL STICK FR 60 8W/827 230V E27 | 8,0 | 60 | 220–240 | 806 | 200° | 2700 | 80 | 77,0 | 45,0 | 15 000 | F | 4 | 89 Kč |
| 4058075428362 | PARATHOM CL STICK FR 60 8W/827 230V E14 | 8,0 | 60 | 220–240 | 806 | 200° | 2700 | 80 | 114,0 | 40,4 | 15 000 | F | 4 | 89 Kč |
| 4058075593312 | PARATHOM CL STICK FR 60 8W/840 230V E27 | 8,0 | 60 | 220–240 | 806 | 200° | 4000 | 80 | 77,0 | 45,0 | 15 000 | F | 4 | 89 Kč |
| 4058075428423 | PARATHOM CL STICK FR 60 8W/840 230V E14 | 8,0 | 60 | 220–240 | 806 | 200° | 4000 | 80 | 114,0 | 40,4 | 15 000 | F | 4 | 89 Kč |
| 4058075593350 | PARATHOM CL STICK FR 75 9W/827 230V E27 | 9,0 | 75 | 220–240 | 1050 | 200° | 2700 | 80 | 100,0 | 35,0 | 15 000 | E | 4 | 110 Kč |
| 4058075593336 | PARATHOM CL STICK FR 75 9W/840 230V E27 | 9,0 | 75 | 220–240 | 1050 | 200° | 4000 | 80 | 100,0 | 35,0 | 15 000 | E | 4 | 110 Kč |
| 4058075428386 | PARATHOM CL STICK FR 75 9W/827 230V E14 | 10,0 | 75 | 220–240 | 1050 | 200° | 2700 | 80 | 114,0 | 40,4 | 15 000 | E | 4 | 110 Kč |
| 4058075428409 | PARATHOM CL STICK FR 75 9W/840 230V E14 | 10,0 | 75 | 220–240 | 1050 | 200° | 4000 | 80 | 114,0 | 40,4 | 15 000 | E | 4 | 110 Kč |

PARATHOM® Retrofit CLASSIC A – E27, B22d, čiré/vlákno



| | | | | | | | | | | | | | | |
|---------------|---|------|-----|---------|------|------|------|----|-------|------|--------|---|---|--------|
| 4058075592131 | PARATHOM CL A FIL 40 4W/827 230V E27 | 4,0 | 40 | 220–240 | 470 | 300° | 2700 | 80 | 46,0 | 51,0 | 15 000 | E | 4 | 69 Kč |
| 4058075592155 | PARATHOM CL A FIL 40 4W/827 230V B22D | 4,0 | 40 | 220–240 | 470 | 300° | 2700 | 80 | 46,0 | 51,0 | 15 000 | E | 4 | 69 Kč |
| 4058075591714 | PARATHOM CL A FIL 40 4W/840 230V E27 | 4,0 | 40 | 220–240 | 470 | 300° | 4000 | 80 | 78,0 | 28,0 | 15 000 | E | 4 | 69 Kč |
| 4058075592032 | PARATHOM CL A FIL 60 6,5W/827 230V E27 | 6,5 | 60 | 220–240 | 806 | 300° | 2700 | 80 | 52,0 | 50,0 | 15 000 | E | 4 | 79 Kč |
| 4058075591875 | PARATHOM CL A FIL 60 6,5W/827 230V B22D | 6,5 | 60 | 220–240 | 806 | 300° | 2700 | 80 | 52,0 | 50,0 | 15 000 | E | 4 | 79 Kč |
| 4058075591998 | PARATHOM CL A FIL 60 6,5W/840 230V E27 | 6,5 | 60 | 220–240 | 806 | 300° | 4000 | 80 | 52,0 | 50,0 | 15 000 | E | 4 | 79 Kč |
| 4058075591677 | PARATHOM CL A FIL 75 7,5W/827 230V E27 | 7,5 | 75 | 220–240 | 1055 | 300° | 2700 | 80 | 118,0 | 28,0 | 15 000 | D | 4 | 100 Kč |
| 4058075591639 | PARATHOM CL A FIL 75 7,5W/840 230V E27 | 7,5 | 75 | 220–240 | 1055 | 300° | 4000 | 80 | 78,0 | 29,0 | 15 000 | D | 4 | 100 Kč |
| 4058075590311 | PARATHOM CL A FIL 100 10W/827 230V E27 | 11,0 | 100 | 220–240 | 1521 | 300° | 2700 | 80 | 190,0 | 70,0 | 15 000 | D | 4 | 155 Kč |
| 4058075591530 | PARATHOM CL A FIL 100 11W/840 230V E27 | 11,0 | 100 | 220–240 | 1521 | 300° | 4000 | 80 | 52,0 | 50,0 | 15 000 | D | 4 | 155 Kč |

PARATHOM® Retrofit CLASSIC A – E27, B22d, sklo/matné

| | | | | | | | | | | | | | | |
|---------------|---|------|-----|---------|------|------|------|----|--------|------|--------|---|---|--------|
| 4058075592070 | PARATHOM CL A GL FR 40 4W/827 230V E27 | 4,0 | 40 | 220–240 | 470 | 300° | 2700 | 80 | 46,0 | 51,0 | 15 000 | E | 4 | 69 Kč |
| 4058075439832 | PARATHOM CL A GL FR 40 4W/827 230V B22D | 4,0 | 40 | 220–240 | 470 | 300° | 2700 | 80 | 104,0 | 60,0 | 15 000 | E | 4 | 69 Kč |
| 4058075592056 | PARATHOM CL A GL FR 40 4W/840 230V E27 | 4,0 | 40 | 220–240 | 470 | 300° | 4000 | 80 | 46,0 | 51,0 | 15 000 | E | 4 | 69 Kč |
| 4058075591936 | PARATHOM CL A GL FR 60 6,5W/827 230V E27 | 6,5 | 60 | 220–240 | 806 | 300° | 2700 | 80 | 52,0 | 50,0 | 15 000 | E | 4 | 79 Kč |
| 4058075591950 | PARATHOM CL A GL FR 60 6,5W/827 230V B22D | 6,5 | 60 | 220–240 | 806 | 300° | 2700 | 80 | 52,0 | 50,0 | 15 000 | E | 4 | 79 Kč |
| 4058075591912 | PARATHOM CL A GL FR 60 6,5W/840 230V E27 | 6,5 | 60 | 220–240 | 806 | 300° | 4000 | 80 | 52,0 | 50,0 | 15 000 | E | 4 | 79 Kč |
| 4058075591592 | PARATHOM CL A GL FR 75 7,5W/827 230V E27 | 7,5 | 75 | 220–240 | 1055 | 300° | 2700 | 80 | 78,0 | 29,0 | 15 000 | D | 4 | 110 Kč |
| 4058075591578 | PARATHOM CL A GL FR 75 7,5W/840 230V E27 | 7,5 | 75 | 220–240 | 1055 | 300° | 4000 | 80 | 118,0 | 28,0 | 15 000 | D | 4 | 110 Kč |
| 4058075590199 | PARATHOM CL A GL FR 100 11W/827 230V E27 | 11,0 | 100 | 220–240 | 1521 | 300° | 2700 | 80 | 1149,0 | 21,0 | 15 000 | D | 4 | 155 Kč |
| 4058075591837 | PARATHOM CL A GL FR 150 17W/827 230V E27 | 17,0 | 150 | 220–240 | 2452 | 330° | 2700 | 80 | 105,0 | 60,0 | 15 000 | D | 4 | 295 Kč |
| 4058075591851 | PARATHOM CL A GL FR 150 17W/840 230V E27 | 17,0 | 150 | 220–240 | 2452 | 330° | 4000 | 80 | 104,0 | 60,0 | 15 000 | D | 4 | 295 Kč |

**PARATHOM® Retrofit CLASSIC A DIM – STMÍVATELNÉ – E27, B22d, čiré/vláknó**

| | | | | | | | | | | | | | | |
|---------------|---|------|-----|---------|------|------|------|----|-------|------|--------|---|---|--------|
| 4058075591158 | PARATHOM DIM CL A FIL 40 4,8W/827 230VE27 | 4,8 | 40 | 220–240 | 470 | 320° | 2700 | 80 | 109,0 | 39,0 | 15 000 | F | 5 | 110 Kč |
| 4058075591172 | PARATHOM DIM CL A FIL 60 6,5W/827 230V E27 | 6,5 | 60 | 220–240 | 806 | 300° | 2700 | 80 | 93,0 | 46,0 | 15 000 | E | 5 | 110 Kč |
| 4058075591073 | PARATHOM DIM CL A FIL 60 6,5W/827 230V B22D | 6,5 | 60 | 220–240 | 806 | 300° | 2700 | 80 | 38,0 | 35,0 | 15 000 | E | 5 | 110 Kč |
| 4058075591097 | PARATHOM DIM CL A FIL 75 7,5W/827 230V E27 | 7,5 | 75 | 220–240 | 1055 | 300° | 2700 | 80 | 100,0 | 35,0 | 15 000 | D | 5 | 150 Kč |
| 4058075590878 | PARATHOM DIM CL A FIL 100 11W/827 230V E27 | 11,0 | 100 | 220–240 | 1521 | 300° | 2700 | 80 | 80,0 | 45,0 | 15 000 | D | 5 | 190 Kč |

**PARATHOM® Retrofit CLASSIC A DIM – STMÍVATELNÉ – E27, B22d, sklo/matné**

| | | | | | | | | | | | | | | |
|---------------|---|------|-----|---------|------|------|------|----|-------|------|--------|---|---|--------|
| 4058075591271 | PARATHOM DIM CL A GL FR 40 4,8W/827 230V E27 | 4,8 | 40 | 220–240 | 470 | 320° | 2700 | 80 | 85,0 | 50,0 | 15 000 | F | 5 | 110 Kč |
| 4058075591295 | PARATHOM DIM CL A GL FR 60 6,5W/827 230V E27 | 6,5 | 60 | 220–240 | 806 | 300° | 2700 | 80 | 93,0 | 46,0 | 15 000 | E | 5 | 110 Kč |
| 4058075590854 | PARATHOM DIM CL A GL FR 60 6,5W/827 230V B22D | 6,5 | 60 | 220–240 | 806 | 300° | 2700 | 80 | 115,0 | 60,0 | 15 000 | E | 5 | 110 Kč |
| 4058075590830 | PARATHOM DIM CL A GL FR 60 6,5W/840 230V E27 | 6,5 | 60 | 220–240 | 806 | 300° | 4000 | 80 | 105,0 | 60,0 | 15 000 | E | 5 | 110 Kč |
| 4058075591110 | PARATHOM DIM CL A GL FR 75 7,5W/827 230V E27 | 7,5 | 75 | 220–240 | 1055 | 300° | 2700 | 80 | 109,0 | 39,0 | 15 000 | D | 5 | 150 Kč |
| 4058075591059 | PARATHOM DIM CL A GL FR 75 7,5W/840 230V E27 | 7,5 | 75 | 220–240 | 1055 | 300° | 4000 | 80 | 73,0 | 50,0 | 15 000 | D | 5 | 150 Kč |
| 4058075590892 | PARATHOM DIM CL A GL FR 100 11W/827 230V E27 | 11,0 | 100 | 220–240 | 1521 | 300° | 2700 | 80 | 38,0 | 35,0 | 15 000 | D | 5 | 190 Kč |
| 4058075592179 | PARATHOM DIM CL A GL FR 150 18W/827 230V E27 | 18,0 | 150 | 220–240 | 2452 | 330° | 2700 | 80 | 52,0 | 50,0 | 15 000 | D | 5 | 330 Kč |

**PARATHOM® PRO CLASSIC A, B, P DIM – STMÍVATELNÉ (špičkové podání barev Ra 97) – E27, E14, čiré/vláknó**

| | | | | | | | | | | | | | | |
|---------------|--|-----|----|---------|-----|------|------|----|------|------|--------|---|---|--------|
| 4058075591813 | PARATHOM PRO CL A FIL DIM 40 4W/927 230V E27 | 4,0 | 40 | 220–240 | 470 | 300° | 2700 | 95 | 54,0 | 51,0 | 15 000 | E | 5 | 105 Kč |
| 4058075591776 | PARATHOM PRO CL B FIL DIM 40 4W/927 230V E14 | 4,0 | 40 | 220–240 | 470 | 300° | 2700 | 95 | 54,0 | 51,0 | 15 000 | E | 5 | 110 Kč |
| 4058075591738 | PARATHOM PRO CL P FIL DIM 40 4W/927 230V E27 | 4,0 | 40 | 220–240 | 470 | 300° | 2700 | 95 | 54,0 | 51,0 | 15 000 | E | 5 | 110 Kč |

**PARATHOM® CLASSIC B – STMÍVATELNÉ i NESTMÍVATELNÉ – E14, matné**

| | | | | | | | | | | | | | | |
|---------------|---|-----|----|---------|-----|------|------|-----|-------|------|--------|---|---|--------|
| 4058075593237 | PARATHOM CL B FR 40 4,9W/827 230V E14 | 4,9 | 40 | 220–240 | 470 | 200° | 2700 | 80 | 77,0 | 45,0 | 15 000 | F | 4 | 66 Kč |
| 4058075594265 | PARATHOM DIM CL B FR 40 4,9W/827 230V E14 | 4,9 | 40 | 220–240 | 470 | 280° | 2700 | 80 | 52,0 | 50,0 | 25 000 | F | 5 | 105 Kč |
| 4058075462533 | PARATHOM DIM CL B FR 40 5W/827 230V E14 | 5,0 | 40 | 220–240 | 470 | 280° | 2700 | 80 | 102,0 | 35,0 | 25 000 | F | 5 | 105 Kč |
| 4052899962057 | PARATHOM CL B FR 40 5,5W/840 230V E14 | 5,5 | 40 | 220–240 | 470 | 220° | 4000 | ≥80 | 100,0 | 37,0 | 15 000 | F | 3 | 66 Kč |

**PARATHOM® CLASSIC P – STMÍVATELNÉ i NESTMÍVATELNÉ – E14, matné**

| | | | | | | | | | | | | | | |
|---------------|---|-----|----|---------|-----|-------|------|-----|-------|------|--------|---|---|--------|
| 4058075462557 | PARATHOM DIM CL P FR 40 4,5W/827 230V E14 | 4,5 | 40 | 220–240 | 470 | 24°0' | 2700 | 80 | 78,0 | 45,0 | 25 000 | F | 5 | 100 Kč |
| 4058075593251 | PARATHOM CL P FR 40 4,9W/827 230V E14 | 4,9 | 40 | 220–240 | 470 | 200° | 2700 | 80 | 100,0 | 35,0 | 15 000 | F | 4 | 66 Kč |
| 4052899962033 | PARATHOM CL P FR 40 5,5W/840 230V E14 | 5,5 | 40 | 220–240 | 470 | 200° | 4000 | ≥80 | 82,0 | 45,0 | 15 000 | F | 3 | 66 Kč |

**PARATHOM® Retrofit CLASSIC B – E27, E14, B22d, čiré/vláknó**

| | | | | | | | | | | | | | | |
|---------------|---|-----|----|---------|-----|------|------|----|--------|------|--------|---|---|--------|
| 4058075590533 | PARATHOM CL B FIL 25 2,5W/827 230V E14 | 2,5 | 25 | 220–240 | 250 | 300° | 2700 | 80 | 59,0 | 18,0 | 15 000 | F | 4 | 60 Kč |
| 4058075590274 | PARATHOM CL B FIL 25 2,5W/827 230V B22D | 3,0 | 25 | 220–240 | 250 | 300° | 2700 | 80 | 1449,0 | 21,0 | 15 000 | F | 4 | 60 Kč |
| 4058075590458 | PARATHOM CL B FIL 40 4W/827 230V E14 | 4,0 | 40 | 220–240 | 470 | 300° | 2700 | 80 | 260,0 | 70,0 | 15 000 | E | 4 | 70 Kč |
| 4058075591479 | PARATHOM CL B FIL 40 4W/827 230V E27 | 4,0 | 40 | 220–240 | 470 | 300° | 2700 | 80 | 52,0 | 50,0 | 15 000 | E | 4 | 70 Kč |
| 4058075590250 | PARATHOM CL BA FIL 40 4W/827 230V E14 | 4,0 | 40 | 220–240 | 470 | 300° | 2700 | 80 | 1149,0 | 21,0 | 15 000 | E | 4 | 70 Kč |
| 4058075590236 | PARATHOM CL BW FIL 40 4W/827 230V E14 | 4,0 | 40 | 220–240 | 470 | 300° | 2700 | 80 | 1449,0 | 21,0 | 15 000 | E | 4 | 70 Kč |
| 4058075591516 | PARATHOM CL B FIL 40 4W/827 230V B22D | 4,0 | 40 | 220–240 | 470 | 300° | 2700 | 80 | 52,0 | 50,0 | 15 000 | E | 4 | 70 Kč |
| 4058075591493 | PARATHOM CL B FIL 40 4W/840 230V E14 | 4,0 | 40 | 220–240 | 470 | 300° | 4000 | 80 | 52,0 | 50,0 | 15 000 | E | 4 | 70 Kč |
| 4058075591011 | PARATHOM CL B FIL 60 5,5W/827 230V E14 | 6,0 | 60 | 220–240 | 806 | 300° | 2700 | 80 | 113,0 | 60,0 | 15 000 | D | 4 | 100 Kč |

**PARATHOM® Retrofit CLASSIC B – E14, B22d, sklo/matné**

| | | | | | | | | | | | | | | |
|---------------|--|-----|----|---------|-----|------|------|----|-------|------|--------|---|---|--------|
| 4058075590519 | PARATHOM CL B GL FR 25 2,5W/827 230V E14 | 2,5 | 25 | 220–240 | 250 | 300° | 2700 | 80 | 59,0 | 18,0 | 15 000 | F | 4 | 60 Kč |
| 4058075287785 | PARATHOM CL B GL FR 40 4W/827 230V E14 | 4,0 | 40 | 220–240 | 470 | 300° | 2700 | 80 | 100,0 | 35,0 | 15 000 | E | 4 | 70 Kč |
| 4058075590359 | PARATHOM CL B GL FR 40 4W/827 230V E14 | 4,0 | 40 | 220–240 | 470 | 300° | 2700 | 80 | 190,0 | 70,0 | 15 000 | E | 4 | 70 Kč |
| 4058075591899 | PARATHOM CL B GL FR 40 4W/827 230V B22D | 4,0 | 40 | 220–240 | 470 | 300° | 2700 | 80 | 52,0 | 50,0 | 15 000 | E | 4 | 70 Kč |
| 4058075591035 | PARATHOM CL B GL FR 60 5,5W/827 230V E14 | 5,5 | 60 | 220–240 | 806 | 300° | 2700 | 80 | 116,0 | 36,0 | 15 000 | D | 4 | 100 Kč |



PARATHOM® Retrofit CLASSIC B DIM – STMÍVATELNÉ – E27, E14, čiré/vláknó



| | | | | | | | | | | | | | | |
|---------------|--|-----|----|---------|-----|------|------|----|-------|------|--------|---|---|--------|
| 4058075591219 | PARATHOM DIM CL B FIL 40 4,8W/827 230V E14 | 4,8 | 40 | 220–240 | 470 | 300° | 2700 | 80 | 104,0 | 60,0 | 15 000 | F | 5 | 105 Kč |
| 4058075590670 | PARATHOM DIM CL B FIL 40 4,8W/827 230V E27 | 4,8 | 40 | 220–240 | 470 | 300° | 2700 | 80 | 118,0 | 28,0 | 15 000 | F | 5 | 105 Kč |

PARATHOM® Retrofit CLASSIC B DIM – STMÍVATELNÉ – E14, B22d, sklo/matné



| | | | | | | | | | | | | | | |
|---------------|---|-----|----|---------|-----|------|------|----|-------|------|--------|---|---|--------|
| 4058075591257 | PARATHOM DIM CL B GL FR 40 4,8W/827 230V E14 | 4,8 | 40 | 220–240 | 470 | 300° | 2700 | 80 | 105,0 | 60,0 | 15 000 | F | 5 | 105 Kč |
| 4058075590755 | PARATHOM DIM CL B GL FR 40 4,8W/827 230V B22D | 4,8 | 40 | 220–240 | 470 | 300° | 2700 | 80 | 105,0 | 60,0 | 15 000 | F | 5 | 105 Kč |
| 4058075590717 | PARATHOM DIM CL B GL FR 60 5,5W/827 230V E14 | 5,5 | 60 | 220–240 | 806 | 300° | 2700 | 80 | 162,0 | 95,0 | 15 000 | E | 5 | 150 Kč |

PARATHOM® Retrofit CLASSIC P – E27, E14, čiré/vláknó



| | | | | | | | | | | | | | | |
|---------------|--|-----|----|---------|-----|------|------|----|-------|------|--------|---|---|--------|
| 4058075590557 | PARATHOM CL P FIL 15 1,5W/827 230V E27 | 2,0 | 15 | 220–240 | 136 | 300° | 2700 | 80 | 50,0 | 18,0 | 15 000 | F | 4 | 55 Kč |
| 4058075590472 | PARATHOM CL P FIL 25 2,5W/827 230V E14 | 3,0 | 25 | 220–240 | 250 | 300° | 2700 | 80 | 260,0 | 70,0 | 15 000 | F | 4 | 60 Kč |
| 4058075590410 | PARATHOM CL P FIL 25 2,5W/827 230V E27 | 3,0 | 25 | 220–240 | 250 | 300° | 2700 | 80 | 260,0 | 70,0 | 15 000 | F | 4 | 60 Kč |
| 4058075590397 | PARATHOM CL P FIL 40 4W/827 230V E14 | 4,0 | 40 | 220–240 | 470 | 300° | 2700 | 80 | 190,0 | 70,0 | 15 000 | E | 4 | 70 Kč |
| 4058075590977 | PARATHOM CL P FIL 60 5,5W/827 230V E14 | 6,0 | 60 | 220–240 | 806 | 300° | 2700 | 80 | 118,0 | 60,0 | 15 000 | D | 4 | 100 Kč |
| 4058075590953 | PARATHOM CL P FIL 60 5,5W/827 230V E27 | 6,0 | 60 | 220–240 | 806 | 300° | 2700 | 80 | 95,0 | 55,0 | 15 000 | D | 4 | 100 Kč |

PARATHOM® Retrofit CLASSIC P – E27, E14, B22d sklo/matné



| | | | | | | | | | | | | | | |
|---------------|--|-----|----|---------|-----|------|------|----|--------|------|--------|---|---|--------|
| 4058075590496 | PARATHOM CL P GL FR 25 2,5W/827 230V E14 | 2,5 | 25 | 220–240 | 250 | 300° | 2700 | 80 | 260,0 | 70,0 | 15 000 | F | 4 | 60 Kč |
| 4058075590212 | PARATHOM CL P GL FR 25 2,5W/827 230V E27 | 3,0 | 25 | 220–240 | 250 | 300° | 2700 | 80 | 1449,0 | 21,0 | 15 000 | F | 4 | 60 Kč |
| 4058075590335 | PARATHOM CL P GL FR 40 4W/827 230V E14 | 4,0 | 40 | 220–240 | 470 | 300° | 2700 | 80 | 190,0 | 70,0 | 15 000 | E | 4 | 70 Kč |
| 4058075591356 | PARATHOM CL P GL FR 40 4W/827 230V E27 | 4,0 | 40 | 220–240 | 470 | 300° | 2700 | 80 | 56,0 | 50,0 | 15 000 | E | 4 | 70 Kč |
| 4058075590991 | PARATHOM CL P GL FR 60 5,5W/827 230V E14 | 6,0 | 60 | 220–240 | 806 | 300° | 2700 | 80 | 118,0 | 60,0 | 15 000 | D | 4 | 100 Kč |

PARATHOM® Retrofit CLASSIC P DIM – STMÍVATELNÉ – E27, E14, čiré/vláknó



| | | | | | | | | | | | | | | |
|---------------|--|-----|----|---------|-----|------|------|----|-------|------|--------|---|---|--------|
| 4058075591196 | PARATHOM DIM CL P FIL 40 4,8W/827 230V E14 | 4,8 | 40 | 220–240 | 470 | 320° | 2700 | 80 | 105,0 | 60,0 | 15 000 | F | 5 | 110 Kč |
| 4058075590694 | PARATHOM DIM CL P FIL 40 4,8W/827 230V E27 | 4,8 | 40 | 220–240 | 470 | 320° | 2700 | 80 | 59,0 | 18,0 | 15 000 | F | 5 | 110 Kč |

PARATHOM® Retrofit CLASSIC P DIM – STMÍVATELNÉ – E27, E14, B22d, sklo/matné



| | | | | | | | | | | | | | | |
|---------------|---|-----|----|---------|-----|------|------|----|-------|-------|--------|---|---|--------|
| 4058075591134 | PARATHOM DIM CL P GL FR 25 2,8W/827 230V E14 | 2,8 | 25 | 220–240 | 250 | 320° | 2700 | 80 | 77,0 | 45,0 | 15 000 | F | 5 | 100 Kč |
| 4058075590816 | PARATHOM DIM CL P GL FR 25 2,8W/827 230V E27 | 2,8 | 25 | 220–240 | 250 | 320° | 2700 | 80 | 134,0 | 122,0 | 15 000 | F | 5 | 100 Kč |
| 4058075591233 | PARATHOM DIM CL P GL FR 40 4,8W/827 230V E14 | 4,8 | 40 | 220–240 | 470 | 320° | 2700 | 80 | 77,0 | 45,0 | 15 000 | F | 5 | 110 Kč |
| 4058075590779 | PARATHOM DIM CL P GL FR 40 4,8W/827 230V E27 | 4,8 | 40 | 220–240 | 470 | 320° | 2700 | 80 | 141,0 | 70,0 | 15 000 | F | 5 | 110 Kč |
| 4058075590793 | PARATHOM DIM CL P GL FR 40 4,8W/827 230V B22D | 4,8 | 40 | 220–240 | 470 | 320° | 2700 | 80 | 102,0 | 35,0 | 15 000 | F | 5 | 110 Kč |
| 4058075590731 | PARATHOM DIM CL P GL FR 60 6,5W/827 230V E14 | 6,5 | 60 | 220–240 | 806 | 320° | 2700 | 80 | 40,0 | 15,0 | 15 000 | E | 5 | 150 Kč |

Vintage 1906 CLASSIC A LED – E27, zlaté/vláknó



| | | | | | | | | | | | | | | |
|---------------|---|-----|----|---------|-----|------|------|----|-------|------|--------|---|---|--------|
| 4058075293199 | Vintage 1906 LED CL A FIL GOLD 22 2,5W/824 230V E27 | 2,5 | 22 | 220–240 | 220 | 300° | 2400 | 80 | 105,0 | 60,0 | 15 000 | F | 3 | 80 Kč |
| 4058075293090 | Vintage 1906 LED CL A FIL GOLD 35 4W/824 230V E27 | 4,0 | 35 | 220–240 | 410 | 300° | 2400 | 80 | 105,0 | 60,0 | 15 000 | F | 3 | 95 Kč |
| 4058075293298 | Vintage 1906 LED CL A FIL GOLD 55 6,5W/824 230V E27 | 6,5 | 50 | 220–240 | 650 | 300° | 2400 | 80 | 105,0 | 60,0 | 15 000 | F | 3 | 115 Kč |
| 4058075293359 | Vintage 1906 LED CL A FIL GOLD 63 7,5W/824 230V E27 | 7,5 | 63 | 220–240 | 865 | 300° | 2400 | 80 | 105,0 | 60,0 | 15 000 | E | 3 | 145 Kč |

Vintage 1906 CLASSIC B, BA, BW LED – E14, zlaté/vláknó



| | | | | | | | | | | | | | | |
|---------------|--|-----|----|---------|-----|------|------|----|-------|------|--------|---|---|--------|
| 4058075293205 | Vintage 1906 LED CL B FIL GOLD 12 1,5W/824 230V E14 | 1,5 | 12 | 220–240 | 120 | 300° | 2400 | 80 | 100,0 | 35,0 | 15 000 | G | 3 | 80 Kč |
| 4058075293229 | Vintage 1906 LED CL BA FIL GOLD 12 1,5W/824 230V E14 | 1,5 | 12 | 220–240 | 120 | 300° | 2400 | 80 | 121,0 | 35,0 | 15 000 | G | 3 | 80 Kč |
| 4058075293243 | Vintage 1906 LED CL BW FIL GOLD 12 1,5W/824 230V E14 | 1,5 | 12 | 220–240 | 120 | 300° | 2400 | 80 | 100,0 | 35,0 | 15 000 | G | 3 | 80 Kč |
| 4058075293212 | Vintage 1906 LED CL B FIL GOLD 22 2,5W/824 230V E14 | 2,5 | 22 | 220–240 | 220 | 300° | 2400 | 80 | 100,0 | 35,0 | 15 000 | F | 3 | 89 Kč |
| 4058075293236 | Vintage 1906 LED CL BA FIL GOLD 22 2,5W/824 230V E14 | 2,5 | 22 | 220–240 | 220 | 300° | 2400 | 80 | 121,0 | 35,0 | 15 000 | F | 3 | 89 Kč |
| 4058075293274 | Vintage 1906 LED CL BW FIL GOLD 22 2,5W/824 230V E14 | 2,5 | 22 | 220–240 | 220 | 300° | 2400 | 80 | 100,0 | 35,0 | 15 000 | F | 3 | 95 Kč |
| 4058075293434 | Vintage 1906 LED CL B FIL GOLD 35 4W/824 230V E14 | 4,0 | 35 | 220–240 | 410 | 300° | 2400 | 80 | 100,0 | 35,0 | 15 000 | F | 3 | 110 Kč |

Vintage 1906 CLASSIC P LED – E14, zlaté/vláknó



| | | | | | | | | | | | | | | |
|---------------|--|-----|----|---------|-----|------|------|----|------|------|--------|---|---|--------|
| 4058075290815 | Vintage 1906 LED CL P FIL GOLD 22 2,5W/824 E14 | 2,5 | 22 | 220–240 | 220 | 300° | 2400 | 80 | 77,0 | 45,0 | 15 000 | F | 3 | 90 Kč |
| 4058075293496 | Vintage 1906 LED CL P FIL GOLD 35 4W/824 E14 | 4,0 | 35 | 220–240 | 410 | 300° | 2400 | 80 | 77,0 | 45,0 | 15 000 | F | 3 | 105 Kč |

Vintage 1906 CLASSIC A160 LED – E27, čiré




| | | | | | | | | | | | | | | |
|---------------|--|-----|----|---------|-----|------|------|-----|-------|-------|--------|---|---|--------|
| 4058075091993 | Vintage 1906 LED CL A160 FIL SMOKE 12 5W/818 E27 | 5,0 | 28 | 220–240 | 300 | 330° | 2000 | ≥80 | 290,0 | 160,0 | 15 000 | G | 3 | 640 Kč |
| 4058075269903 | 1906LEDBGRP 5W/818 230V FILSME27FS10SRAM | 5,0 | 12 | 220–240 | 110 | 330° | 1800 | ≥80 | 290,0 | 160,0 | 15 000 | G | 3 | 680 Kč |


Vintage 1906 CLASSIC A160 LED – STMÍVATELNÉ – E27, čiré

| | | | | | | | | | | | | | | | |
|---|---------------|--|-----|----|---------|-----|------|------|-----|-------|-------|--------|---|---|--------|
|  | 4058075269705 | Vintage 1906 LED DIM CL A160 FIL GOLD 28 dim 5W/820 E27 | 5,0 | 28 | 220–240 | 300 | 340° | 2000 | ≥80 | 290,0 | 160,0 | 15 000 | G | 3 | 790 Kč |
| | 4058075270022 | Vintage 1906 LED DIM CL A160 FIL SMOKE 12 dim 5W/818 E27 | 5,0 | 12 | 220–240 | 110 | 340° | 1800 | ≥80 | 290,0 | 160,0 | 15 000 | G | 3 | 790 Kč |


Vintage 1906 a PARATHOM® EDISON – E27

| | | | | | | | | | | | | | | | |
|---|---------------|---|-----|----|---------|-----|------|------|----|-------|------|--------|---|---|--------|
|  | 4058075808706 | Vintage 1906 LED CL Edison FIL GOLD 22 2,5W/824 E27 | 2,5 | 22 | 220–240 | 220 | 300° | 2400 | 80 | 143,0 | 64,0 | 15 000 | F | 3 | 130 Kč |
| | 4052899962095 | Vintage 1906 LED CL Edison FIL GOLD 37 4W/825 E27 | 4,0 | 37 | 220–240 | 420 | 320° | 2500 | 80 | 145,0 | 64,0 | 15 000 | F | 3 | 170 Kč |
| | 4058075590632 | PARATHOM EDISON FIL 40 4W/827 230V E27 | 4,0 | 40 | 220–240 | 470 | 300° | 2700 | 80 | 113,0 | 60,0 | 15 000 | E | 4 | 150 Kč |
| | 4058075590595 | PARATHOM EDISON GL FR 40 4W/827 230V E27 | 4,0 | 40 | 220–240 | 470 | 300° | 2700 | 80 | 118,0 | 60,0 | 15 000 | E | 4 | 150 Kč |
| | 4058075269941 | Vintage 1906 LED CL Edison FIL SMOKE 15 5W/818 E27 | 4,5 | 10 | 220–240 | 100 | 300° | 1800 | 80 | 140,0 | 64,0 | 15 000 | G | 3 | 290 Kč |
| | 4058075092112 | Vintage 1906 LED CL Edison FIL GOLD 25 5W/820 E27 | 4,5 | 27 | 220–240 | 280 | 300° | 2000 | 80 | 140,0 | 64,0 | 15 000 | G | 3 | 200 Kč |
| | 4058075590571 | PARATHOM EDISON GL FR 60 6,5W/827 230V E27 | 7,0 | 55 | 220–240 | 730 | 300° | 2700 | 80 | 118,0 | 60,0 | 15 000 | E | 4 | 210 Kč |

Vintage 1906 EDISON DIM – STMÍVATELNÉ – E27

| | | | | | | | | | | | | | | | |
|---|---------------|---|-----|----|---------|-----|------|------|----|-------|------|--------|---|---|--------|
|  | 4058075269965 | Vintage 1906 LED DIM CL Edison FIL GOLD 25 4,5W/820 E27 | 4,5 | 25 | 220–240 | 250 | 330° | 2000 | 80 | 140,0 | 64,0 | 15 000 | G | 3 | 310 Kč |
| | 4052899972360 | 1Vintage 1906 LED DIM CL Edison FIL GOLD 55 7W/825 E27 | 7,0 | 55 | 220–240 | 725 | 320° | 2500 | 80 | 145,0 | 64,0 | 15 000 | E | 3 | 210 Kč |


Vintage 1906 a PARATHOM® GLOBE – E27

| | | | | | | | | | | | | | | | |
|--|---------------|---|------|-----|---------|------|------|------|----|-------|-------|--------|---|---|--------|
|  | 4058075808980 | Vintage 1906 LED CL GLOBE125 FIL GOLD 22 2,5W/824 E27 | 2,5 | 22 | 220–240 | 220 | 300° | 2400 | 80 | 168,0 | 124,0 | 15 000 | F | 3 | 155 Kč |
| | 4058075590656 | PARATHOM GLOBE125 FIL 25 2,5W/827 230V E27 | 2,5 | 25 | 220–240 | 250 | 300° | 2700 | 80 | 95,0 | 55,0 | 15 000 | F | 4 | 130 Kč |
| | 4052899962071 | Vintage 1906 LED CL GLOBE125 FIL GOLD 35 4W/824 E27 | 4,0 | 35 | 220–240 | 410 | 300° | 2400 | 80 | 168,0 | 124,0 | 15 000 | F | 3 | 195 Kč |
| | 4058075269989 | Vintage 1906 LED CL GLOBE125 FIL SMOKE 15 5W/818 E27 | 4,5 | 10 | 220–240 | 100 | 300° | 1800 | 80 | 178,0 | 125,0 | 15 000 | G | 3 | 295 Kč |
| | 4058075092136 | Vintage 1906 LED CL GLOBE125 FIL GOLD 25 5W/820 E27 | 4,5 | 27 | 220–240 | 280 | 300° | 2000 | 80 | 178,0 | 125,0 | 15 000 | G | 3 | 215 Kč |
| | 4058075269927 | Vintage 1906 LED CL GLOBE200 FIL SMOKE 12 5W/818 E27 | 5,5 | 16 | 220–240 | 150 | 300° | 1800 | 80 | 283,0 | 200,0 | 15 000 | G | 3 | 770 Kč |
| | 4058075092013 | Vintage 1906 LED CL GLOBE200 FIL GOLD 28 5W/820 E27 | 5,5 | 28 | 220–240 | 300 | 300° | 2000 | 80 | 283,0 | 200,0 | 15 000 | G | 3 | 650 Kč |
| | 4058075809406 | Vintage 1906 LED CL GLOBE125 FIL GOLD 54 6,5W/824 E27 | 6,5 | 52 | 220–240 | 720 | 300° | 2400 | 80 | 168,0 | 124,0 | 15 000 | E | 3 | 215 Kč |
| | 4058075591431 | PARATHOM GLOBE125 FIL 60 6,5W/827 230V E27 | 6,5 | 60 | 220–240 | 806 | 300° | 2700 | 80 | 52,0 | 50,0 | 15 000 | E | 4 | 185 Kč |
| | 4058075590618 | PARATHOM GLOBE95 GL FR 100 11W/827 230V E27 | 11,0 | 100 | 220–240 | 1521 | 300° | 2700 | 80 | 113,0 | 60,0 | 15 000 | D | 4 | 225 Kč |
| | 4058075269880 | PARATHOM GLOBE125 FR 100 11W/827 E27 | 11,0 | 100 | 220–240 | 1521 | 320° | 2700 | 80 | 168,0 | 125,0 | 15 000 | D | 3 | 310 Kč |


Vintage 1906 a PARATHOM® GLOBE DIM – STMÍVATELNÉ – E27

| | | | | | | | | | | | | | | | |
|---|---------------|---|------|-----|---------|------|------|------|----|-------|-------|--------|---|---|--------|
|  | 4058075590915 | PARATHOM DIM GLOBE95 GL FR 75 7,5W/827 230V E27 | 7,5 | 75 | 220–240 | 1055 | 300° | 2700 | 80 | 93,0 | 95,0 | 15 000 | D | 5 | 205 Kč |
| | 4058075590939 | PARATHOM DIM GLOBE95 GL FR 100 11W/827 230V E27 | 11,0 | 100 | 220–240 | 1521 | 300° | 2700 | 80 | 88,0 | 65,0 | 15 000 | D | 5 | 240 Kč |
| | 4058075270008 | Vintage 1906 LED DIM CL GLOBE125 FIL GOLD 25 4,5W/820 E27 | 4,5 | 25 | 220–240 | 250 | 330° | 2000 | 80 | 178,0 | 125,0 | 15 000 | G | 3 | 310 Kč |
| | 4058075808997 | Vintage 1906 LED DIM CL GLOBE125 FIL GOLD 55 7W/825 E27 | 7,0 | 55 | 220–240 | 725 | 320° | 2500 | 80 | 173,0 | 125,0 | 15 000 | E | 3 | 255 Kč |
| | 4058075269729 | Vintage 1906 LED DIM CL GLOBE200 FIL GOLD 28 5W/820 E27 | 5,0 | 28 | 220–240 | 300 | 340° | 2000 | 80 | 283,0 | 200,0 | 15 000 | G | 3 | 770 Kč |
| | 4058075270046 | Vintage 1906 LED DIM CL GLOBE200 FIL SMOKE 12 5W/818 E27 | 5,0 | 12 | 220–240 | 110 | 340° | 1800 | 80 | 283,0 | 200,0 | 15 000 | G | 3 | 770 Kč |

Vintage 1906 EDISON – E27

| | | | | | | | | | | | | | | | |
|---|---------------|--|-----|----|---------|-----|------|------|-----|-------|-------|--------|---|---|--------|
|  | 4058075091955 | Vintage 1906 LED CL DIAMOND FIL GOLD 40 4,5W/825 E27 | 4,5 | 40 | 220–240 | 470 | 300° | 2500 | ≥80 | 140,0 | 110,0 | 15 000 | E | 3 | 350 Kč |
| | 4058075091979 | Vintage 1906 LED OVAL FIL 4,5W/825 230V E27 | 4,5 | 36 | 220–240 | 420 | 320° | 2500 | ≥80 | 156,0 | 75,0 | 15 000 | E | 3 | 345 Kč |
| | 4058075092037 | Vintage 1906 LED PINE FIL GD 4,5W/825 230V E27 | 4,5 | 40 | 220–240 | 470 | 330° | 2500 | ≥80 | 168,0 | 125,0 | 15 000 | E | 3 | 350 Kč |
| | 4058075808171 | Vintage 1906 LED CL Tubular FIL GOLD 20 2,2W/820 E27 | 2,5 | 20 | 220–240 | 200 | 300° | 2000 | ≥80 | 138,0 | 32,0 | 15 000 | G | 3 | 170 Kč |
| | 4058075808188 | Vintage 1906 LED CL Tubular FIL GOLD 35 4W/820 E27 | 5,0 | 35 | 220–240 | 400 | 300° | 2000 | ≥80 | 185,0 | 32,0 | 15 000 | F | 3 | 215 Kč |

LED STAR DÉCOR CLASSIC A (barevné) – E27


| | | | | | | | | | | | | | | | |
|---|---------------|--------------------------------|-----|----|---------|-----|------|------|-----|-------|------|--------|---|---|--------|
|  | 4058075816015 | STAR CLAS A GN 15 2,5W/175 E27 | 4,0 | 15 | 220–240 | 45 | 300° | 2700 | 80 | 105,0 | 60,0 | 15 000 | C | 3 | 85 Kč |
| | 4058075433984 | STAR CLAS A GN 15 2,5W/175 E27 | 2,5 | 15 | 220–240 | 45 | 300° | 7500 | ≥15 | 105,0 | 60,0 | 15 000 | G | 3 | 100 Kč |
| | 4058075815995 | STAR CLAS A BL 15 2,5W/190 E27 | 2,5 | 15 | 220–240 | 10 | 300° | 2700 | 80 | 105,0 | 60,0 | 15 000 | C | 3 | 90 Kč |
| | 4058075434004 | STAR CLAS A BL 15 2,5W/190 E27 | 2,5 | 15 | 220–240 | 10 | 300° | 3000 | 10 | 105,0 | 60,0 | 15 000 | G | 3 | 115 Kč |
| | 4058075433946 | STAR CLAS A RD 15 2,5W/510 E27 | 2,5 | 15 | 220–240 | 45 | 300° | 3000 | ≥55 | 105,0 | 60,0 | 15 000 | G | 3 | 98 Kč |
| | 4058075433960 | STAR CLAS A OR 15 2,5W/515 E27 | 2,5 | 15 | 220–240 | 160 | 300° | 1500 | ≥50 | 105,0 | 60,0 | 15 000 | G | 3 | 98 Kč |
| | 4058075433922 | STAR CLAS A YE 15 2,5W/622 E27 | 2,5 | 15 | 220–240 | 235 | 300° | 2200 | ≥60 | 105,0 | 60,0 | 15 000 | F | 3 | 98 Kč |

Vintage 1906® PenduLum PRO – E27


| | | | | | | | | | | | | | | | |
|---|---------------|---|------------------|---------|---|---|---|---|---|--------|---------|---|---|---|--------|
|  | 4058075153844 | Vintage 1906 PenduLum PRO Black | objímka/svítidlo | 220–240 | – | – | – | – | – | 3000,0 | 68 +/-3 | – | – | 2 | 610 Kč |
| | 4058075153868 | Vintage 1906 PenduLum PRO Gold | objímka/svítidlo | 220–240 | – | – | – | – | – | 3000,0 | 68 +/-3 | – | – | 2 | 610 Kč |
| | 4058075116917 | Vintage 1906 PenduLum PRO Black 3x Canopy | objímka/svítidlo | 220–240 | – | – | – | – | – | 200,0 | – | – | – | 2 | 425 Kč |

¹L70/B50 | ²Třída energetické účinnosti (EEC) na stupnici od A (nejvyšší účinnost) po G (nejnižší účinnost) | ³Další informace a přesné znění záručních podmínek naleznete na stránce www.ledvance.cz/zaruky | ⁴Brutto cena bez DPH a PHE


LED STAR MIRROR CLASSIC A, P – E27, E14

| | | | | | | | | | | | | | | | |
|---|---------------|---|-----|----|---------|-----|------|------|-----|-------|------|--------|---|---|--------|
|  | 4058075591394 | LED STAR CL P FIL Mirror Silver 34 4W/827 E14 | 4,0 | 31 | 220–240 | 380 | 300° | 2700 | 80 | 52,0 | 50,0 | 15 000 | F | 4 | 120 Kč |
| | 4058075456549 | LED STAR CL P FIL Mirror Gold 34 4W/827 E14 | 4,0 | 34 | 220–240 | 380 | 300° | 2700 | 80 | 78,0 | 45,0 | 15 000 | F | 3 | 120 Kč |
| | 4058075114739 | LED STAR CL A FIL Mirror Silver 35 4W/827 E27 | 4,0 | 35 | 220–240 | 400 | 300° | 2700 | ≥80 | 105,0 | 60,0 | 15 000 | F | 3 | 115 Kč |
| | 4058075435322 | LED STAR CL A FIL Mirror Silver 35 4W/827 E27 | 4,0 | 35 | 220–240 | 400 | 300° | 2700 | 80 | 105,0 | 68,0 | 15 000 | F | 3 | 115 Kč |
| | 4058075435360 | LED STAR CL A FIL Mirror Gold 37 4W/827 E27 | 4,0 | 37 | 220–240 | 420 | 300° | 2700 | 80 | 105,0 | 60,0 | 15 000 | F | 3 | 115 Kč |
| | 4058075591691 | LED STAR CL A FIL Mirror Silver 54 6,5W/827 E27 | 6,5 | 50 | 220–240 | 650 | 300° | 2700 | 80 | 118,0 | 28,0 | 15 000 | F | 4 | 130 Kč |
| | 4058075435346 | LED STAR CL A FIL Mirror Gold 50 7W/827 E27 | 7,0 | 50 | 220–240 | 650 | 300° | 2700 | 80 | 105,0 | 60,0 | 15 000 | F | 3 | 130 Kč |


LED STAR+ A, B, P, PAR16 s dálkovým ovládáním – E27, E14, GU10

| | | | | | | | | | | | | | | | |
|---|---------------|---|-----|----|---------|-----|------|------|-----|-------|------|--------|---|---|--------|
|  | 4058075445970 | LED STAR+ PAR16 FR 25 REM 4,5W/827 GU10 | 4,5 | 25 | 220–240 | 250 | 120° | 2700 | ≥80 | 56,0 | 50,0 | 25 000 | G | 4 | 200 Kč |
| | 4058075045736 | LED STAR+ CL B FR 25 REM 4,5W/827 E14 | 4,5 | 25 | 220–240 | 250 | 200° | 2700 | ≥80 | 107,0 | 37,0 | 25 000 | G | 4 | 200 Kč |
| | 4058075430778 | LED STAR+ CL B FR 25 REM 4,5W/827 E14 | 4,5 | 25 | 220–240 | 250 | 200° | 2700 | ≥80 | 107,0 | 37,0 | 25 000 | G | 4 | 200 Kč |
| | 4058075430839 | LED STAR+ CL P FR 25 REM 4,5W/827 E14 | 4,5 | 25 | 220–240 | 250 | 200° | 2700 | ≥80 | 91,0 | 47,0 | 25 000 | G | 4 | 200 Kč |
| | 4058075430853 | LED STAR+ CL B FR 40 REM 5,5W/827 E14 | 5,5 | 40 | 220–240 | 470 | 200° | 2700 | ≥80 | 107,0 | 37,0 | 25 000 | F | 4 | 220 Kč |
| | 4058075144385 | LED STAR+ CL P FR 40 REM 5,5W/827 E14 | 5,5 | 40 | 220–240 | 470 | 200° | 2700 | ≥80 | 91,0 | 47,0 | 25 000 | F | 4 | 220 Kč |
| | 4058075430877 | LED STAR+ CL P FR 40 REM 4,9W/827 E14 | 5,5 | 40 | 220–240 | 470 | 200° | 2700 | ≥80 | 91,0 | 47,0 | 25 000 | F | 4 | 220 Kč |
| | 4058075269644 | LED STAR+ CL A FIL 60 REM 7 W/827 E27 | 7,0 | 60 | 220–240 | 806 | 300° | 2700 | 80 | 105,0 | 60,0 | 15 000 | F | 4 | 250 Kč |
| | 4058075430754 | LED STAR+ CL A FR 60 REM 9W/827 E27 | 9,0 | 60 | 220–240 | 806 | 200° | 2700 | ≥80 | 112,0 | 60,0 | 25 000 | G | 4 | 250 Kč |


PARATHOM®+ GLOWdim (stmívání se změnou teploty chromatičnosti – 2700–1800K)

| | | | | | | | | | | | | | | | |
|---|---------------|--|-----|----|---------|-----|-----|--------------|----|------|-------|--------|---|---|--------|
|  | 4058075608498 | PARATHOM+ PAR16 GLD 50 GLOWdim 36° 4,5W/827 GU10 | 4,5 | 50 | 220–240 | 350 | 36° | 2700 až 1800 | 80 | 52,0 | 50,0 | 25 000 | F | 5 | 150 Kč |
| | 4058075608610 | PARATHOM+ AR111 GLD 50 GLOWdim 40° 7,2W/927 G53 | 7,2 | 50 | 12 | 450 | 40° | 2700 až 1800 | 90 | 46,0 | 51,0 | 40 000 | G | 5 | 580 Kč |
| | 4058075448964 | PARATHOM+ AR111 GLD 50 GLOWdim 24° 7,3W/927 G53 | 7,3 | 50 | 12 | 450 | 24° | 2700 až 1800 | 90 | 62,0 | 111,0 | 40 000 | F | 5 | 580 Kč |


LED STAR+ Active&Relax (přepínání teploty chromatičnosti – 2700K nebo 4000K) – E27, E14, GU10

| | | | | | | | | | | | | | | | |
|---|---------------|--|-----|----|---------|-----|------|-------------|----|-------|------|--------|---|---|--------|
|  | 4058075114241 | LED STAR+ CL B Act&Rel FIL 40 4W 840/827 E14 | 4,0 | 40 | 220–240 | 470 | 300° | 2700 & 4000 | 80 | 97,0 | 35,0 | 15 000 | E | 4 | 190 Kč |
| | 4058075434783 | LED STAR+ CL B Act&Rel FIL 40 4W 840/827 E14 | 4,0 | 40 | 220–240 | 470 | 300° | 2700 & 4000 | 80 | 97,0 | 35,0 | 15 000 | E | 4 | 190 Kč |
| | 4058075114340 | LED STAR+ CL P Act&Rel FIL 40 4W 840/827 E14 | 4,0 | 40 | 220–240 | 470 | 300° | 2700 & 4000 | 80 | 78,0 | 45,0 | 15 000 | E | 4 | 190 Kč |
| | 4058075434745 | LED STAR+ CL P Act&Rel FIL 40 4W 840/827 E14 | 4,0 | 40 | 220–240 | 470 | 320° | 2700 & 4000 | 80 | 78,0 | 45,0 | 15 000 | E | 4 | 190 Kč |
| | 4058075114180 | LED STAR+ CL A Act&Rel FIL 60 7W 840/827 E27 | 7,0 | 60 | 220–240 | 806 | 300° | 2700 & 4000 | 80 | 105,0 | 60,0 | 15 000 | E | 4 | 215 Kč |
| | 4058075434820 | LED STAR+ CL A Act&Rel FIL 60 7W 840/827 E27 | 7,0 | 60 | 220–240 | 806 | 300° | 2700 & 4000 | 80 | 105,0 | 60,0 | 15 000 | E | 4 | 215 Kč |

LED STAR+ Duo Click DIM (přepínání mezi intenzitou světla 100% / 30% / 0%) – E27, E14, GU10, G9

| | | | | | | | | | | | | | | | |
|---|---------------|--|-----|----|---------|-----|------|------|----|-------|------|--------|---|---|--------|
|  | 4058075434462 | LED STAR+ CL B 3xDIM FIL 40 4W/827 E14 | 4,0 | 40 | 220–240 | 470 | 300° | 2700 | 80 | 97,0 | 35,0 | 15 000 | E | 4 | 260 Kč |
| | 4058075434448 | LED STAR+ CL P 3xDIM FIL 40 4W/827 E14 | 4,0 | 40 | 220–240 | 470 | 320° | 2700 | 80 | 78,0 | 45,0 | 15 000 | E | 4 | 260 Kč |
| | 4058075432277 | LED STAR+ PIN 3xDIM CL 40 4W/827 G9 | 4,0 | 40 | 220–240 | 470 | 320° | 2700 | 80 | 59,0 | 18,0 | 25 000 | E | 4 | 275 Kč |
| | 4058075264243 | LED STAR+ PAR16 3xDIM 50 36° 4,5W/827 GU10 | 4,5 | 50 | 220–240 | 350 | 36° | 2700 | 80 | 54,0 | 50,0 | 15 000 | E | 4 | 145 Kč |
| | 4058075436787 | LED STAR+ CL A 3xDIM FIL 60 7W/827 E27 | 7,0 | 60 | 220–240 | 806 | 300° | 2700 | 80 | 105,0 | 60,0 | 15 000 | E | 4 | 250 Kč |



PARATHOM®+ Daylight Sensor (integrováný soumrakový sensor) – E27, matné, čiré/vláknó

| | | | | | | | | | | | | | | | |
|---|---------------|---------------------------------------|------|----|---------|------|------|------|-----|-------|-------|--------|---|---|--------|
|  | 4058075428300 | PARATHOM+ CL A DS FR 40 4W/827 E27 | 4,0 | 40 | 220–240 | 470 | 300° | 2700 | ≥80 | 105,0 | 60,0 | 15 000 | G | 4 | 200 Kč |
| | 4058075162266 | PARATHOM+ CL A DS FIL 40 4W/840 E27 | 4,0 | 40 | 220–240 | 470 | 300° | 4000 | 80 | 105,0 | 60,0 | 15 000 | E | 5 | 200 Kč |
| | 4058075591318 | PARATHOM+ CL A DS FIL 40 4W/840 E27 | 4,0 | 40 | 220–240 | 470 | 300° | 4000 | 80 | 52,0 | 50,0 | 15 000 | E | 5 | 200 Kč |
| | 4058075162228 | PARATHOM+ CL A DS FIL 60 6,5W/840 E27 | 6,5 | 60 | 220–240 | 806 | 300° | 4000 | 80 | 105,0 | 60,0 | 15 000 | E | 5 | 240 Kč |
| | 4058075591332 | PARATHOM+ CL A DS FIL 60 6,5W/840 E27 | 6,5 | 60 | 220–240 | 806 | 300° | 4000 | 80 | 52,0 | 50,0 | 15 000 | E | 5 | 240 Kč |
| | 4058075594166 | PARATHOM+ CL A DS FR 60 8,8W/827 E27 | 8,8 | 60 | 220–240 | 806 | 200° | 2700 | 80 | 55,0 | 110,7 | 25 000 | F | 5 | 205 Kč |
| | 4058075303485 | PARATHOM+ CL A DS FR 60 9W/827 E27 | 9,0 | 60 | 220–240 | 806 | 200° | 2700 | 80 | 112,0 | 60,0 | 25 000 | F | 4 | 205 Kč |
| | 4058075428287 | PARATHOM+ CL A DS FR 75 10W/827 E27 | 10,0 | 75 | 220–240 | 1055 | 300° | 2700 | ≥80 | 105,0 | 60,0 | 15 000 | F | 4 | 240 Kč |


LED STAR+ CLASSIC A – výborné podání barev R_a 90

| | | | | | | | | | | | | | | | |
|---|---------------|---|-----|----|---------|-----|------|------|----|------|------|--------|---|---|--------|
|  | 4058075813717 | LED STAR+ CL B GL FR 40 5W/927 230V E14 | 5,0 | 40 | 220–240 | 470 | 300° | 2700 | 90 | 97,0 | 35,0 | 15 000 | F | 4 | 140 Kč |
|---|---------------|---|-----|----|---------|-----|------|------|----|------|------|--------|---|---|--------|


PARATHOM® R39, R50, R63, R80 – E27, E14, sklo/čiré

| | | | | | | | | | | | | | | | |
|---|---------------|---------------------------------------|-----|-----|---------|-----|-----|------|----|-------|-------|--------|---|---|--------|
|  | 4058075433243 | LED STAR R39 25 36° 1,5W/827 E14 | 1,5 | 25 | 220-240 | 110 | 36° | 2700 | 80 | 70,0 | 39,0 | 15 000 | F | 3 | 105 Kč |
| | 4058075607934 | PARATHOM R50 GL 25 1,5W/827 230V E14 | 1,5 | 25 | 220-240 | 110 | 36° | 2700 | 80 | 134,0 | 122,0 | 15 000 | F | 4 | 105 Kč |
| | 4058075607859 | PARATHOM R50 GL 40 2,6W/827 230V E14 | 2,6 | 40 | 220-240 | 210 | 36° | 2700 | 80 | 116,0 | 36,0 | 15 000 | F | 4 | 120 Kč |
| | 4058075607910 | PARATHOM R63 GL 40 2,6W/827 230V E27 | 2,6 | 40 | 220-240 | 210 | 36° | 2700 | 80 | 134,0 | 122,0 | 15 000 | F | 4 | 155 Kč |
|  | 4058075607835 | PARATHOM R50 GL 60 4,3W/827 230V E14 | 4,3 | 60 | 220-240 | 350 | 36° | 2700 | 80 | 116,0 | 36,0 | 15 000 | F | 4 | 130 Kč |
| | 4058075607873 | PARATHOM R63 GL 60 4,3W/827 230V E27 | 4,3 | 60 | 220-240 | 350 | 36° | 2700 | 80 | 116,0 | 36,0 | 15 000 | F | 4 | 170 Kč |
| | 4058075608658 | PARATHOM R80 GL 60 4,3W/827 230V E27 | 4,3 | 60 | 220-240 | 350 | 36° | 2700 | 80 | 105,0 | 60,0 | 15 000 | F | 4 | 175 Kč |
| | 4058075607958 | PARATHOM R80 GL 100 9,1W/827 230V E27 | 9,1 | 100 | 220-240 | 670 | 36° | 2700 | 80 | 73,0 | 50,0 | 15 000 | G | 4 | 210 Kč |


PARATHOM® DIM R50, R63, R80 – STMÍVATELNÉ – E27, E14, sklo/čiré

| | | | | | | | | | | | | | | | |
|---|---------------|--|-----|-----|---------|-----|-----|------|----|-------|------|--------|---|---|--------|
|  | 4058075607811 | PARATHOM DIM R50 GL 60 36° 5,9W/927 E14 | 5,9 | 60 | 220-240 | 350 | 36° | 2700 | 90 | 105,0 | 60,0 | 25 000 | G | 5 | 155 Kč |
| | 4058075607897 | PARATHOM DIM R63 GL 60 36° 5,9W/927 E27 | 5,9 | 60 | 220-240 | 350 | 36° | 2700 | 90 | 105,0 | 60,0 | 25 000 | G | 5 | 180 Kč |
| | 4058075609457 | PARATHOM DIM R80 GL 60 36° 5,9W/927 E27 | 5,9 | 60 | 220-240 | 350 | 36° | 2700 | 90 | 52,0 | 50,0 | 25 000 | G | 4 | 205 Kč |
| | 4058075607972 | PARATHOM DIM R80 GL 100 36° 9,6W/827 E27 | 9,6 | 100 | 220-240 | 670 | 36° | 2700 | 90 | 93,0 | 46,0 | 25 000 | G | 5 | 230 Kč |



PARATHOM® PRO AR111 – STMÍVATELNÉ (špičkové podání barev R_a 97), GLOWdim (R_a 90) – G53

| | | | | | | | | | | | | | | | | |
|---|---------------|---|------|----|--|----|-----|-----|--------------|----|------|-------|--------|---|---|--------|
|  | 4058075608610 | PARATHOM AR111 50 GLOWdim 40° 7,2W/927 G53 | 7,2 | 50 | | 12 | 450 | 40° | 2700 až 1800 | 90 | 46,0 | 51,0 | 40 000 | G | 5 | 580 Kč |
| | 4058075448964 | PARATHOM AR111 50 GLOWdim 24° 7,3W/927 G53 | 7,3 | 50 | | 12 | 450 | 24° | 2700 | 90 | 62,0 | 111,0 | 40 000 | G | 5 | 580 Kč |
| | 4058075607774 | PARATHOM PRO AR111 50 dim 24° 7,4W/927 G53 | 7,4 | 50 | | 12 | 450 | 24° | 2700 | 97 | 46,0 | 51,0 | 40 000 | G | 5 | 500 Kč |
| | 4058075607736 | PARATHOM PRO AR111 50 dim 40° 7,4W/927 G53 | 7,4 | 50 | | 12 | 450 | 40° | 2700 | 97 | 46,0 | 51,0 | 40 000 | G | 5 | 500 Kč |
| | 4058075607798 | PARATHOM PRO AR111 50 dim 24° 7,4W/930 G53 | 7,4 | 50 | | 12 | 450 | 24° | 3000 | 97 | 46,0 | 51,0 | 40 000 | G | 5 | 500 Kč |
| | 4058075607750 | PARATHOM PRO AR111 50 dim 40° 7,4W/930 G53 | 7,4 | 50 | | 12 | 450 | 40° | 3000 | 97 | 46,0 | 51,0 | 40 000 | G | 5 | 500 Kč |
| | 4058075608559 | PARATHOM PRO AR111 75 dim 24° 11,7W/927 G53 | 11,7 | 75 | | 12 | 800 | 24° | 2700 | 97 | 55,0 | 110,7 | 40 000 | G | 5 | 580 Kč |
| | 4058075608511 | PARATHOM PRO AR111 75 dim 40° 11,7W/927 G53 | 11,7 | 75 | | 12 | 800 | 40° | 2700 | 97 | 55,0 | 110,7 | 40 000 | G | 5 | 580 Kč |
| | 4058075608573 | PARATHOM PRO AR111 75 dim 24° 11,7W/930 G53 | 11,7 | 75 | | 12 | 800 | 24° | 3000 | 97 | 55,0 | 110,7 | 40 000 | G | 5 | 580 Kč |
| | 4058075608535 | PARATHOM PRO AR111 75 dim 40° 11,7W/930 G53 | 11,7 | 75 | | 12 | 800 | 40° | 3000 | 97 | 55,0 | 110,7 | 40 000 | G | 5 | 580 Kč |
| | 4058075608597 | PARATHOM PRO AR111 75 dim 24° 11,7W/940 G53 | 11,7 | 75 | | 12 | 800 | 24° | 4000 | 97 | 54,0 | 51,0 | 40 000 | G | 5 | 580 Kč |


PARATHOM® MR11 – VČ. STMÍVATELNÉ – GU4, sklo

| | | | | | | | | | | | | | | | | |
|---|---------------|---------------------------------------|-----|----|--|----|-----|-----|------|----|-------|------|--------|---|---|--------|
|  | 4058075636545 | PARATHOM MR11 20 36° 2,5W/827 GU4 | 2,5 | 20 | | 12 | 184 | 36° | 2700 | 80 | 110,0 | 45,0 | 15 000 | G | 4 | 135 Kč |
| | 4058075636569 | PARATHOM MR11 20 36° 2,5W/840 GU4 | 2,5 | 20 | | 12 | 184 | 36° | 4000 | 80 | 118,0 | 45,0 | 15 000 | G | 4 | 135 Kč |
| | 4058075636620 | PARATHOM DIM MR11 20 36° 3,2W/927 GU4 | 3,2 | 20 | | 12 | 184 | 36° | 2700 | 90 | 105,0 | 60,0 | 25 000 | G | 5 | 145 Kč |
| | 4058075636583 | PARATHOM MR11 35 36° 4,2W/827 GU4 | 4,2 | 35 | | 12 | 345 | 36° | 2700 | 80 | 120,0 | 67,0 | 15 000 | F | 4 | 155 Kč |
| | 4058075636606 | PARATHOM MR11 35 36° 4,2W/840 GU4 | 4,2 | 35 | | 12 | 360 | 36° | 4000 | 80 | 118,0 | 35,0 | 15 000 | F | 4 | 155 Kč |
| | 4058075636644 | PARATHOM DIM MR11 35 36° 4,5W/927 GU4 | 4,5 | 35 | | 12 | 345 | 36° | 2700 | 90 | 143,0 | 64,0 | 25 000 | G | 5 | 190 Kč |




PARATHOM® PAR16, PAR20, PAR30, PAR38 – VČ. STMÍVATELNÉ – E27, E14

| | | | | | | | | | | | | | | | |
|---|---------------|--|------|-----|---------|------|-----|------|----|-------|-------|--------|---|---|--------|
|  | 4058075607712 | PARATHOM PAR16 50 36° 4,5W/827 E14 | 4,5 | 50 | 220-240 | 350 | 36° | 2700 | 80 | 82,0 | 45,0 | 15 000 | F | 3 | 85 Kč |
| | 4058075607699 | PARATHOM DIM PAR16 50 36° 4,8W/927 E14 | 4,8 | 50 | 220-240 | 350 | 36° | 2700 | 90 | 105,0 | 60,0 | 25 000 | F | 5 | 110 Kč |
| | 4058075607675 | PARATHOM DIM PAR20 50 36° 6,4W/927 E27 | 6,4 | 50 | 220-240 | 350 | 36° | 2700 | 90 | 52,0 | 50,0 | 25 000 | G | 5 | 160 Kč |
|  | 4058075264304 | PARATHOM DIM PAR30 70 36° 10W/927 E27 | 10,0 | 75 | 220-240 | 633 | 36° | 2700 | 90 | 91,0 | 95,0 | 25 000 | G | 5 | 280 Kč |
| | 4058075264069 | PARATHOM PAR38 120 15° 12,5W/827 E27 | 12,5 | 120 | 220-240 | 1035 | 15° | 2700 | 80 | 134,0 | 122,0 | 25 000 | F | 4 | 320 Kč |
| | 4058075264106 | PARATHOM PAR38 120 30° 12,5W/827 E27 | 12,5 | 120 | 220-240 | 1035 | 30° | 2700 | 80 | 134,0 | 122,0 | 25 000 | F | 4 | 320 Kč |
| | 4058075264083 | PARATHOM DIM PAR38 120 30° 12,5W/827 E27 | 12,5 | 120 | 220-240 | 1035 | 30° | 2700 | 80 | 134,0 | 122,0 | 25 000 | G | 5 | 430 Kč |


NAV LED – CCG, ignitor & night-time-function – E40,

| | | | | | | | | | | | | | | | |
|---|---------------|---------------------------------|------|-----|--------|-------|------|------|-----|-------|------|--------|---|---|----------|
|  | 4058075453760 | NAV 100 LED 50W/727 85-110V E40 | 50,0 | 100 | 85-110 | 8100 | 360° | 2700 | >70 | 260,0 | 70,0 | 50 000 | D | 5 | 3 000 Kč |
| | 4058075453784 | NAV 100 LED 50W/740 85-110V E40 | 50,0 | 100 | 85-110 | 9000 | 360° | 4000 | >70 | 260,0 | 70,0 | 50 000 | C | 5 | 3 000 Kč |
| | 4058075453807 | NAV 150 LED 65W/727 85-110V E40 | 65,0 | 150 | 85-110 | 10800 | 360° | 2700 | >70 | 260,0 | 70,0 | 50 000 | D | 5 | 3 800 Kč |
| | 4058075453821 | NAV 150 LED 65W/740 85-110V E40 | 65,0 | 150 | 85-110 | 12000 | 360° | 4000 | >70 | 260,0 | 70,0 | 50 000 | C | 5 | 3 800 Kč |


HQL LED CCG, AC (vyšší světelný tok, nižší hmotnost, ochrana proti přepětí až 4kV) – E27, E40, matné/čiré

| | | | | | | | | | | | | | | | |
|---|---------------|------------------------------------|-------|-----|---------|-------|------|------|-----|-------|------|--------|---|---|----------|
|  | 4058075612358 | HQL LED 1800 14,5W/827 230V GL E27 | 14,5 | 50 | 220-240 | 1800 | 360° | 2700 | 80 | 413,0 | 44,0 | 50 000 | E | 5 | 1 090 Kč |
| | 4058075612372 | HQL LED 2000 14,5W/840 230V GL E27 | 14,5 | 50 | 220-240 | 2000 | 360° | 4000 | 80 | 413,0 | 44,0 | 50 000 | D | 5 | 1 090 Kč |
| | 4058075612396 | HQL LED 2700 21,5W/827 230V GL E27 | 21,5 | 80 | 220-240 | 2700 | 360° | 2700 | 80 | 535,0 | 44,0 | 50 000 | E | 5 | 1 250 Kč |
| | 4058075612419 | HQL LED 3000 21,5W/840 230V GL E27 | 21,5 | 80 | 220-240 | 3000 | 360° | 4000 | 80 | 535,0 | 44,0 | 50 000 | D | 5 | 1 250 Kč |
|  | 4058075612433 | HQL LED 3600 29W/827 230V GL E27 | 29,0 | 80 | 220-240 | 3600 | 360° | 2700 | 80 | 166,0 | 33,0 | 50 000 | E | 5 | 1 450 Kč |
| | 4058075612457 | HQL LED 4000 29W/840 230V GL E27 | 29,0 | 80 | 220-240 | 4000 | 360° | 4000 | 80 | 166,0 | 33,0 | 50 000 | D | 5 | 1 450 Kč |
| | 4058075612471 | HQL LED 5400 41W/827 230V GL E27 | 41,0 | 125 | 220-240 | 5400 | 360° | 2700 | 80 | 237,0 | 33,0 | 50 000 | E | 5 | 1 950 Kč |
| | 4058075612495 | HQL LED 6000 41W/840 230V GL E27 | 41,0 | 125 | 220-240 | 6000 | 360° | 4000 | 80 | 237,0 | 33,0 | 50 000 | D | 5 | 1 950 Kč |
|  | 4058075612594 | HQ LED HB 13000 95W/840 230V E40 | 95,0 | 250 | 220-240 | 13000 | 115° | 4000 | 80 | 229,0 | 44,0 | 50 000 | E | 5 | 2 950 Kč |
| | 4058075612617 | HQ LED HB 20000 140W/840 230V E40 | 140,0 | 400 | 220-240 | 20000 | 117° | 4000 | 80 | 229,0 | 44,0 | 50 000 | D | 5 | 3 700 Kč |
| | 4058075612631 | HQI LED HB 13000 95W/840 110V E40 | 95,0 | 250 | 100-145 | 13000 | 120° | 4000 | ≥80 | 215,0 | 90,0 | 50 000 | E | 5 | 2 950 Kč |
| | 4058075612655 | HQI LED HB 20000 140W/840 110V E40 | 140,0 | 400 | 100-145 | 20000 | 120° | 4000 | ≥80 | 215,0 | 90,0 | 50 000 | E | 5 | 3 700 Kč |


OSRAM DULUX® D LED (nastavitelná hlava svět. zdroje) – G24d-1, G24d-2, G24d-3, matné

| | | | | | | | | | | | | | | | |
|---|---------------|--------------------------------------|------|----|---------|------|------|------|-----|-------|------|--------|---|---|--------|
|  | 4058075558106 | DULUX D13 LED 6W/830 230V EM G24D-1 | 6,0 | 13 | 220-240 | 600 | 120° | 3000 | >80 | 148,0 | 34,0 | 30 000 | F | 3 | 170 Kč |
| | 4058075558182 | DULUX D13 LED 6W/840 230V EM G24D-1 | 6,0 | 13 | 220-240 | 660 | 120° | 4000 | >80 | 148,0 | 34,0 | 30 000 | E | 3 | 170 Kč |
| | 4058075558328 | DULUX D18 LED 7W/830 230V EM G24D-2 | 7,0 | 18 | 220-240 | 700 | 120° | 3000 | >80 | 148,0 | 34,0 | 30 000 | F | 3 | 195 Kč |
| | 4058075558502 | DULUX D18 LED 7W/840 230V EM G24D-2 | 7,0 | 18 | 220-240 | 770 | 120° | 4000 | >80 | 148,0 | 34,0 | 30 000 | E | 3 | 195 Kč |
| | 4058075558564 | DULUX D26 LED 10W/830 230V EM G24D-3 | 10,0 | 26 | 220-240 | 990 | 120° | 3000 | >80 | 171,0 | 34,0 | 30 000 | F | 3 | 230 Kč |
| | 4058075558601 | DULUX D26 LED 10W/840 230V EM G24D-3 | 10,0 | 26 | 220-240 | 1100 | 120° | 4000 | >80 | 171,0 | 34,0 | 30 000 | E | 3 | 230 Kč |


OSRAM DULUX® DE LED (nastavitelná hlava svět. zdroje) – G24q-2, G24q-3, matné

| | | | | | | | | | | | | | | | |
|---|---------------|---------------------------------------|------|----|---------|------|------|------|-----|-------|------|--------|---|---|--------|
|  | 4058075558663 | DULUX DE13 LED 6W/830 230V HF G24Q-1 | 6,0 | 13 | 220-240 | 600 | 120° | 3000 | >80 | 143,0 | 33,0 | 30 000 | F | 3 | 290 Kč |
| | 4058075559103 | DULUX DE13 LED 6W/840 230V HF G24Q-1 | 6,0 | 13 | 220-240 | 660 | 120° | 4000 | >80 | 143,0 | 33,0 | 30 000 | E | 3 | 290 Kč |
| | 4058075559127 | DULUX DE18 LED 7W/830 230V HF G24Q-2 | 7,0 | 18 | 220-240 | 700 | 120° | 3000 | >80 | 143,0 | 33,0 | 30 000 | F | 3 | 290 Kč |
| | 4058075559158 | DULUX DE18 LED 7W/840 230V HF G24Q-2 | 7,0 | 18 | 220-240 | 770 | 120° | 4000 | >80 | 143,0 | 33,0 | 30 000 | E | 3 | 290 Kč |
| | 4058075559172 | DULUX DE26 LED 10W/830 230V HF G24Q-3 | 10,0 | 26 | 220-240 | 990 | 120° | 3000 | >80 | 170,0 | 33,0 | 30 000 | F | 3 | 320 Kč |
| | 4058075559196 | DULUX DE26 LED 10W/840 230V HF G24Q-3 | 10,0 | 26 | 220-240 | 1100 | 120° | 4000 | >80 | 170,0 | 33,0 | 30 000 | E | 3 | 320 Kč |

OSRAM DULUX® S LED – CCG, AC – G23, matné

| | | | | | | | | | | | | | | | |
|---|---------------|-----------------------------------|-----|----|---------|-----|------|------|-----|-------|------|--------|---|---|--------|
|  | 4058075557994 | DULUX S9 LED 4,5W/830 230V EM G23 | 4,5 | 9 | 220-240 | 450 | 140° | 3000 | >80 | 165,0 | 32,0 | 30 000 | F | 3 | 175 Kč |
| | 4058075558045 | DULUX S9 LED 4,5W/840 230V EM G23 | 4,5 | 9 | 220-240 | 500 | 140° | 4000 | >80 | 165,0 | 32,0 | 30 000 | E | 3 | 175 Kč |
| | 4058075558069 | DULUX S11 LED 6W/830 230V EM G23 | 6,0 | 11 | 220-240 | 630 | 140° | 3000 | >80 | 234,0 | 32,0 | 30 000 | F | 3 | 185 Kč |
| | 4058075558083 | DULUX S11 LED 6W/840 230V EM G23 | 6,0 | 11 | 220-240 | 700 | 140° | 4000 | >80 | 234,0 | 32,0 | 30 000 | E | 3 | 185 Kč |


OSRAM DULUX® L LED – ECG, AC – 2G11, matné

| | | | | | | | | | | | | | | | |
|--|---------------|------------------------------------|------|----|---------|------|------|------|-----|-------|------|--------|---|---|--------|
|  | 4058075557390 | DULUX L18 LED 8W/830 230V HF 2G11 | 8,0 | 18 | 220-240 | 900 | 140° | 3000 | >80 | 230,0 | 44,0 | 30 000 | E | 3 | 510 Kč |
| | 4058075557499 | DULUX L18 LED 8W/840 230V HF 2G11 | 8,0 | 18 | 220-240 | 1000 | 140° | 4000 | >80 | 230,0 | 44,0 | 30 000 | E | 3 | 510 Kč |
| | 4058075559219 | DULUX L24 LED 12W/830 230V HF 2G11 | 12,0 | 24 | 220-240 | 1350 | 140° | 3000 | >80 | 321,0 | 44,0 | 30 000 | E | 3 | 550 Kč |
| | 4058075559233 | DULUX L24 LED 12W/840 230V HF 2G11 | 12,0 | 24 | 220-240 | 1500 | 140° | 4000 | >80 | 321,0 | 44,0 | 30 000 | E | 3 | 550 Kč |
| | 4058075557772 | DULUX L36 LED 18W/830 230V HF 2G11 | 18,0 | 36 | 220-240 | 2070 | 140° | 3000 | >80 | 417,0 | 44,0 | 30 000 | E | 3 | 580 Kč |
| | 4058075557833 | DULUX L36 LED 18W/840 230V HF 2G11 | 18,0 | 36 | 220-240 | 2300 | 140° | 4000 | >80 | 417,0 | 44,0 | 30 000 | E | 3 | 580 Kč |
| | 4058075559257 | DULUX L55 LED 25W/830 230V HF 2G11 | 25,0 | 55 | 220-240 | 2950 | 140° | 3000 | >80 | 537,0 | 44,0 | 30 000 | E | 3 | 650 Kč |
| | 4058075559271 | DULUX L55 LED 25W/840 230V HF 2G11 | 25,0 | 55 | 220-240 | 3250 | 140° | 4000 | >80 | 537,0 | 44,0 | 30 000 | E | 3 | 650 Kč |

OSRAM DULUX® F LED – CCG, AC – 2G10, matné

| | | | | | | | | | | | | | | | |
|---|---------------|------------------------------------|------|----|---------|------|------|------|-----|-------|------|--------|---|---|--------|
|  | 4058075408241 | DULUX F36 LED 18W/830 230V EM 2G10 | 18,0 | 36 | 220-240 | 2250 | 130° | 3000 | >80 | 215,0 | 17,0 | 30 000 | E | 3 | 395 Kč |
| | 4058075408265 | DULUX F36 LED 18W/840 230V EM 2G10 | 18,0 | 36 | 220-240 | 2250 | 130° | 4000 | >80 | 215,0 | 17,0 | 30 000 | E | 3 | 395 Kč |
| | 4058075559295 | DULUX F36 LED 20W/830 230V EM 2G10 | 20,0 | 36 | 220-240 | 2250 | 120° | 3000 | >80 | 222,0 | 89,0 | 30 000 | E | 3 | 495 Kč |
| | 4058075559318 | DULUX F36 LED 20W/840 230V EM 2G10 | 20,0 | 36 | 220-240 | 2500 | 120° | 4000 | >80 | 222,0 | 89,0 | 30 000 | E | 3 | 495 Kč |

OSRAM DULUX® TE LED – ECG, AC – GX24q-2, GX24q-3, GX24q-4, matné

| | | | | | | | | | | | | | | | |
|---|---------------|--------------------------------------|------|----|---------|------|------|------|-----|-------|------|--------|---|---|--------|
|  | 4058075559349 | DULUX TE18 LED 7W/830 230V HF GX24Q | 7,0 | 18 | 220-240 | 720 | 130° | 3000 | >80 | 120,0 | 45,0 | 30 000 | F | 3 | 400 Kč |
| | 4058075559370 | DULUX TE18 LED 7W/840 230V HF GX24Q | 7,0 | 18 | 220-240 | 800 | 130° | 4000 | >80 | 120,0 | 45,0 | 30 000 | E | 3 | 400 Kč |
| | 4058075559394 | DULUX TE26 LED 10W/830 230V HF GX24Q | 10,0 | 26 | 220-240 | 990 | 130° | 3000 | >80 | 140,0 | 45,0 | 30 000 | F | 3 | 440 Kč |
| | 4058075559417 | DULUX TE26 LED 10W/840 230V HF GX24Q | 10,0 | 26 | 220-240 | 1100 | 130° | 4000 | >80 | 140,0 | 45,0 | 30 000 | E | 3 | 440 Kč |
| | 4058075559431 | DULUX TE32 LED 16W/830 230V HF GX24Q | 16,0 | 32 | 220-240 | 1620 | 130° | 3000 | >80 | 155,0 | 45,0 | 30 000 | F | 3 | 475 Kč |
| | 4058075559455 | DULUX TE32 LED 16W/840 230V HF GX24Q | 16,0 | 32 | 220-240 | 1800 | 130° | 4000 | >80 | 155,0 | 45,0 | 30 000 | E | 3 | 475 Kč |
| | 4058075559479 | DULUX TE42 LED 20W/830 230V HF GX24Q | 20,0 | 42 | 220-240 | 2025 | 130° | 3000 | >80 | 165,0 | 45,0 | 30 000 | F | 3 | 520 Kč |
| | 4058075559493 | DULUX TE42 LED 20W/840 230V HF GX24Q | 20,0 | 42 | 220-240 | 2250 | 130° | 4000 | >80 | 165,0 | 45,0 | 30 000 | E | 3 | 520 Kč |

SUBSTITUTE® T9 LED – G10q, matné

| | | | | | | | | | | | | | | | |
|---|---------------|----------------------------------|------|----|---------|------|------|------|----|---|---|--------|---|---|--------|
|  | 4058075604612 | LED TUBE T9 C EM 22 12W 840 G10Q | 12,0 | 22 | 220-240 | 1320 | 120° | 4000 | 83 | - | - | 30 000 | E | 3 | 355 Kč |
| | 4058075604650 | LED TUBE T9 C EM 22 12W 865 G10Q | 12,0 | 22 | 220-240 | 1320 | 120° | 6500 | 83 | - | - | 30 000 | E | 3 | 355 Kč |
| | 4058075604674 | LED TUBE T9 C EM 32 20W 840 G10Q | 20,0 | 32 | 220-240 | 2200 | 120° | 4000 | 83 | - | - | 30 000 | E | 3 | 460 Kč |
| | 4058075604698 | LED TUBE T9 C EM 32 20W 865 G10Q | 20,0 | 32 | 220-240 | 2200 | 120° | 6500 | 83 | - | - | 30 000 | E | 3 | 460 Kč |

CIRCOLUX LED – E27, matné

| | | | | | | | | | | | | | | | |
|---|---------------|----------------------------------|------|-----|---------|------|------|------|----|------|-------|--------|---|---|--------|
|  | 4058075271708 | LED CIRCOLUX 17W/827 230V FR E27 | 17,0 | 100 | 220-240 | 1521 | 160° | 2700 | 80 | 86,0 | 260,0 | 15 000 | G | 3 | 350 Kč |
|---|---------------|----------------------------------|------|-----|---------|------|------|------|----|------|-------|--------|---|---|--------|

PARATHOM® LED PIN G4, GY6.35, G9 – VČ. STMÍVATELNÉ – G9, G4, GY6.35, čiré



| | | | | | | | | | | | | | | |
|---------------|--|-----|----|---------|-----|------|------|----|--------|------|--------|---|---|--------|
| 4058075622722 | PARATHOM PIN CL 10 0,9W/827 G4 | 0,9 | 10 | 12 | 100 | 320° | 2700 | 80 | 91,0 | 35,0 | 15 000 | F | 4 | 75 Kč |
| 4058075523098 | PARATHOM PIN MIC 10 1W/827 G4 | 1,0 | 10 | 12 | 100 | 300° | 2700 | 80 | 30,0 | 10,0 | 15 000 | F | 3 | 140 Kč |
| 4058075622692 | PARATHOM PIN CL 20 1,8W/827 G4 | 1,8 | 20 | 12 | 200 | 320° | 2700 | 80 | 104,0 | 60,0 | 15 000 | F | 4 | 95 Kč |
| 4058075625969 | PARATHOM PIN CL 20 1,9W/827 G9 | 1,9 | 20 | 220–240 | 200 | 300° | 2700 | 80 | 46,0 | 51,0 | 15 000 | F | 4 | 85 Kč |
| 4058075622388 | PARATHOM PIN CL 20 2W/827 G4 | 2,0 | 20 | 12 | 200 | 320° | 2700 | 80 | 52,0 | 50,0 | 25 000 | F | 5 | 175 Kč |
| 4058075626041 | PARATHOM PIN CL 30 2,6W/827 G9 | 2,6 | 30 | 220–240 | 320 | 300° | 2700 | 80 | 105,0 | 60,0 | 15 000 | E | 3 | 100 Kč |
| 4058075622449 | PARATHOM PIN CL 30 2,6W/827 G4 | 2,6 | 30 | 12 | 300 | 320° | 2700 | 80 | 46,0 | 51,0 | 15 000 | F | 4 | 110 Kč |
| 4058075622418 | PARATHOM PIN CL 30 2,6W/827 GY6.35 | 2,6 | 30 | 12 | 300 | 320° | 2700 | 80 | 46,0 | 51,0 | 15 000 | F | 4 | 110 Kč |
| 4058075626010 | PARATHOM PIN CL 30 2,6W/840 G9 | 2,6 | 30 | 220–240 | 320 | 300° | 4000 | 80 | 105,0 | 60,0 | 15 000 | E | 3 | 100 Kč |
| 4058075271944 | PARATHOM PIN CL 35 3,3W/827 GY6.35 | 3,3 | 35 | 12 | 400 | 320° | 2700 | 80 | 50,0 | 18,0 | 15 000 | E | 4 | 155 Kč |
| 4058075811553 | PARATHOM PIN CL 32 DIM 3,5W/827 G9 | 3,5 | 32 | 220–240 | 350 | 300° | 2700 | 80 | 58,0 | 20,0 | 25 000 | E | 5 | 220 Kč |
| 4058075432185 | PARATHOM PIN CL 35 DIM 3,6W/827 GY6.35 | 3,6 | 35 | 12 | 400 | 320° | 2700 | 80 | 50,0 | 18,0 | 25 000 | E | 4 | 220 Kč |
| 4058075432277 | LED STAR+ PIN 3xD CL 40 4W/827 G9 | 4,0 | 40 | 220–240 | 470 | 320° | 2700 | 80 | 59,0 | 18,0 | 25 000 | E | 4 | 275 Kč |
| 4058075622265 | PARATHOM PIN CL 40 DIM 4W/827 G9 | 4,0 | 40 | 220–240 | 470 | 320° | 2700 | 80 | 52,0 | 50,0 | 25 000 | E | 5 | 265 Kč |
| 4058075626072 | PARATHOM PIN CL 40 4,2W/827 G9 | 4,2 | 40 | 220–240 | 470 | 300° | 2700 | 80 | 105,0 | 60,0 | 15 000 | E | 4 | 150 Kč |
| 4058075626102 | PARATHOM PIN CL 40 4,2W/840 G9 | 4,2 | 40 | 220–240 | 470 | 300° | 4000 | 80 | 105,0 | 60,0 | 15 000 | E | 4 | 150 Kč |
| 4058075622234 | PARATHOM PIN CL 50 4,8W/827 G9 | 4,8 | 50 | 220–240 | 600 | 320° | 2700 | 80 | 1500,0 | 28,0 | 15 000 | E | 4 | 220 Kč |
| 4058075622203 | PARATHOM PIN CL 50 4,8W/840 G9 | 4,8 | 50 | 220–240 | 600 | 320° | 4000 | 80 | 1200,0 | 28,0 | 15 000 | E | 4 | 220 Kč |

PARATHOM® GX53 LED STAR – GX53, matné



| | | | | | | | | | | | | | | |
|---------------|--|-----|----|---------|-----|------|------|----|------|------|--------|---|---|--------|
| 4058075433441 | PARATHOM GX53 40 120° 4,9W/827 230V GX53 | 6,0 | 40 | 220–240 | 470 | 120° | 2700 | 80 | 28,0 | 75,0 | 15 000 | F | 3 | 135 Kč |
| 4058075433465 | PARATHOM GX53 40 120° 4,9W/840 230V GX53 | 6,0 | 40 | 220–240 | 470 | 120° | 4000 | 80 | 28,0 | 75,0 | 15 000 | F | 3 | 135 Kč |

PARATHOM® SPECIAL T26 – E14, matné, čiré



| | | | | | | | | | | | | | | |
|---------------|---|-----|----|---------|-----|------|------|----|-------|------|--------|---|---|--------|
| 4058075432819 | PARATHOM SPECIAL T26 FIL 5 1,6W/824 E14 | 1,6 | 5 | 220–240 | 50 | 320° | 2400 | 80 | 63,0 | 26,0 | 15 000 | G | 3 | 95 Kč |
| 4058075616912 | PARATHOM SPECIAL T26 FIL CL 10 2,2W/827 E14 | 2,2 | 10 | 220–240 | 110 | 320° | 2700 | 80 | 46,0 | 51,0 | 15 000 | G | 4 | 80 Kč |
| 4058075620254 | PARATHOM SPECIAL T26 FR 20 2,3W/827 E14 | 2,3 | 20 | 220–240 | 200 | 160° | 2700 | 80 | 105,0 | 60,0 | 15 000 | F | 4 | 80 Kč |
| 4058075620155 | PARATHOM SPECIAL T26 FR 20 2,3W/865 E14 | 2,3 | 20 | 220–240 | 200 | 160° | 6500 | 80 | 105,0 | 60,0 | 15 000 | F | 4 | 80 Kč |
| 4058075616875 | PARATHOM SPECIAL T26 FIL CL 25 2,8W/827 E14 | 2,8 | 25 | 220–240 | 250 | 320° | 2700 | 80 | 84,0 | 45,0 | 15 000 | F | 4 | 100 Kč |
| 4058075616837 | PARATHOM SPECIAL T26 FIL CL 25 2,8W/865 E14 | 2,8 | 25 | 220–240 | 250 | 320° | 6500 | 80 | 76,0 | 45,0 | 15 000 | F | 4 | 100 Kč |
| 4058075616790 | PARATHOM SPECIAL T26 FIL CL 40 4W/827 E14 | 4,0 | 40 | 220–240 | 470 | 320° | 2700 | 80 | 77,0 | 45,0 | 15 000 | E | 4 | 120 Kč |
| 4058075432963 | PARATHOM SPECIAL T26 FIL 55 6,5W/827 E14 | 6,5 | 55 | 220–240 | 730 | 300° | 2700 | 80 | 80,0 | 25,0 | 15 000 | E | 3 | 150 Kč |

SPECIAL T SLIM – VČ. STMÍVATELNÉ – E27, E14, B15d, GU10, čiré



| | | | | | | | | | | | | | | |
|---------------|---------------------------------------|-----|----|---------|------|------|------|----|------|------|--------|---|---|--------|
| 4058075606968 | SPECIAL T SLIM CL 60 7W/827 B15D | 7,0 | 60 | 220–240 | 806 | 320° | 2700 | 80 | 80,0 | 45,0 | 15 000 | E | 3 | 510 Kč |
| 4058075607316 | SPECIAL T SLIM CL 60 dim 7W/827 E14 | 7,0 | 60 | 220–240 | 806 | 320° | 2700 | 80 | 40,0 | 14,0 | 15 000 | E | 3 | 350 Kč |
| 4058075607378 | SPECIAL T SLIM CL 60 dim 7W/827 GU10 | 7,0 | 60 | 220–240 | 806 | 320° | 2700 | 80 | 59,0 | 18,0 | 15 000 | E | 3 | 350 Kč |
| 4058075607347 | SPECIAL T SLIM CL 60 dim 7,3W/827 E27 | 7,3 | 60 | 220–240 | 806 | 320° | 2700 | 80 | 50,0 | 18,0 | 15 000 | E | 3 | 350 Kč |
| 4058075607194 | SPECIAL T SLIM CL 75 dim 9W/827 B15D | 9,0 | 75 | 220–240 | 1055 | 320° | 2700 | 80 | 30,0 | 10,0 | 15 000 | E | 4 | 650 Kč |

PARATHOM® LINE R7s/S19 – vč. STMÍVATELNÝCH – R7S, čiré



| | | | | | | | | | | | | | | |
|---------------|---------------------------------------|------|-----|---------|------|------|------|----|-------|------|--------|---|---|--------|
| 4058075432710 | LED SLIM LINE 78 60 6W/827 R7S | 6,0 | 60 | 220–240 | 806 | 300° | 2700 | 80 | 78,0 | 20,0 | 15 000 | E | 3 | 215 Kč |
| 4058075653283 | PARATHOM LINE 78 60 6,5W/827 R7S | 6,5 | 60 | 220–240 | 806 | 330° | 2700 | 80 | 85,0 | 50,0 | 15 000 | E | 4 | 160 Kč |
| 4058075653221 | PARATHOM LINE 78 75 8,2W/827 R7S | 8,2 | 75 | 220–240 | 1055 | 330° | 2700 | 80 | 101,5 | 62,9 | 15 000 | E | 4 | 220 Kč |
| 4058075626935 | PARATHOM LINE DIM 78 75 9,5W/827 R7S | 9,5 | 75 | 220–240 | 1055 | 300° | 2700 | 80 | 109,0 | 39,0 | 25 000 | E | 5 | 230 Kč |
| 4058075432734 | LED SLIM LINE 118 100 11W/827 R7S | 11,0 | 100 | 220–240 | 1521 | 300° | 2700 | 80 | 118,0 | 20,0 | 15 000 | E | 3 | 315 Kč |
| 4058075627055 | PARATHOM LINE 78 100 12W/827 R7S | 12,0 | 100 | 220–240 | 1521 | 300° | 2700 | 80 | 56,0 | 50,0 | 15 000 | E | 4 | 400 Kč |
| 4058075626966 | PARATHOM LINE DIM 78 100 12W/827 R7S | 12,0 | 100 | 220–240 | 1521 | 300° | 2700 | 80 | 93,0 | 46,0 | 25 000 | E | 5 | 400 Kč |
| 4058075626874 | PARATHOM LINE 118 100 13W/827 R7S | 13,0 | 100 | 220–240 | 1521 | 300° | 2700 | 80 | 113,0 | 80,0 | 15 000 | E | 4 | 280 Kč |
| 4058075626843 | PARATHOM LINE 118 125 16W/827 R7S | 16,0 | 125 | 220–240 | 2000 | 300° | 2700 | 80 | 101,5 | 63,0 | 15 000 | E | 4 | 340 Kč |
| 4058075626812 | PARATHOM LINE DIM 118 125 16W/827 R7S | 16,0 | 125 | 220–240 | 2000 | 300° | 2700 | 80 | 78,0 | 45,0 | 25 000 | E | 5 | 485 Kč |
| 4058075626904 | PARATHOM LINE 118 150 19W/827 R7S | 19,0 | 150 | 220–240 | 2452 | 300° | 2700 | 80 | 56,0 | 50,0 | 15 000 | E | 4 | 620 Kč |
| 4058075626782 | PARATHOM LINE DIM 118 150 19W/827 R7S | 19,0 | 150 | 220–240 | 2452 | 300° | 2700 | 80 | 52,0 | 19,0 | 25 000 | E | 5 | 660 Kč |

LEDInestra® vč. STMÍVATELNÝCH – S14s, S14d, matné



| | | | | | | | | | | | | | | |
|---------------|------------------------------------|-----|----|---------|------|------|------|----|-------|------|--------|---|---|--------|
| 4058075607033 | LEDInestra DIM 30cm 3,1W/827 S14S | 3,1 | 27 | 220–240 | 275 | 200° | 2700 | 80 | 105,0 | 60,0 | 25 000 | F | 4 | 430 Kč |
| 4058075607019 | LEDInestra DIM 30cm 3,1W/827 S14D | 3,1 | 27 | 220–240 | 275 | 200° | 2700 | 80 | 105,0 | 60,0 | 25 000 | F | 4 | 430 Kč |
| 4058075607132 | LEDInestra 30cm 3,2W/827 S14S | 3,2 | 27 | 220–240 | 275 | 200° | 2700 | 80 | 52,0 | 50,0 | 15 000 | F | 3 | 310 Kč |
| 4058075607118 | LEDInestra 30cm 3,2W/827 S14D | 3,2 | 27 | 220–240 | 275 | 200° | 2700 | 80 | 52,0 | 50,0 | 15 000 | F | 3 | 310 Kč |
| 4058075607170 | LEDInestra 50cm 4,8W/827 S14S | 4,8 | 40 | 220–240 | 470 | 200° | 2700 | 80 | 52,0 | 50,0 | 15 000 | F | 3 | 370 Kč |
| 4058075607156 | LEDInestra 50cm 4,8W/827 S14D | 4,8 | 40 | 220–240 | 470 | 200° | 2700 | 80 | 52,0 | 50,0 | 15 000 | F | 3 | 370 Kč |
| 4058075607071 | LEDInestra DIM 50cm 4,9W/827 S14S | 4,9 | 40 | 220–240 | 470 | 200° | 2700 | 80 | 95,0 | 55,0 | 25 000 | F | 4 | 500 Kč |
| 4058075607057 | LEDInestra DIM 50cm 4,9W/827 S14D | 4,9 | 40 | 220–240 | 470 | 200° | 2700 | 80 | 105,0 | 60,0 | 25 000 | F | 4 | 500 Kč |
| 4058075607095 | LEDInestra DIM 100cm 9,9W/827 S14S | 9,9 | 75 | 220–240 | 1055 | 200° | 2700 | 80 | 100,0 | 37,0 | 25 000 | F | 4 | 990 Kč |

LED STAR LINE S19 – S19, matné



| | | | | | | | | | | | | | | |
|---------------|------------------------------|-----|----|---------|-----|------|------|----|-------|------|--------|---|---|--------|
| 4052899955066 | STAR LINE S19 FR 9W/827 S19S | 9,0 | 60 | 220–240 | 806 | 140° | 2700 | 80 | 310,0 | 38,0 | 15 000 | F | 3 | 295 Kč |
|---------------|------------------------------|-----|----|---------|-----|------|------|----|-------|------|--------|---|---|--------|


OSRAM LED TRUBICE OD LEDVANCE

| Obrázek | EAN | Produkt | W | w _{LED} | V | lm | ° | K | R _a | $\frac{l}{d}$ (mm) | $\frac{l}{d}$ (mm) | t _h ¹ | IP ₂₀ ² | Záruka ³ | Cena ⁴ |
|---------|-----|---------|---|------------------|---|----|---|---|----------------|--------------------|--------------------|-----------------------------|-------------------------------|---------------------|-------------------|
|---------|-----|---------|---|------------------|---|----|---|---|----------------|--------------------|--------------------|-----------------------------|-------------------------------|---------------------|-------------------|


SubstiTUBE T8 Start – CCG

| | | | | | | | | | | | | | | | | |
|---|---------------|----------------------------------|------|------|--|--|--|--|--|--|--|--|--|--|--|--------|
|  | 4058075013674 | SUBSTITUBE LED T8 STARTER 2 kusy | 40,3 | 21,0 | | | | | | | | | | | | 110 Kč |
|---|---------------|----------------------------------|------|------|--|--|--|--|--|--|--|--|--|--|--|--------|


SubstiTUBE T8 ENTRY TUBES EM – G13, CCG, AC

| | | | | | | | | | | | | | | | |
|---|---------------|-------------------------------|------|----|---------|------|-----|------|-----|--------|------|--------|---|---|--------|
|  | 4058075817937 | ST8E-0.6M 8W/840 220-240V EM | 8,0 | 18 | 220-240 | 900 | 220 | 4000 | >80 | 603,0 | 25,6 | 50 000 | E | 2 | 86 Kč |
| | 4058075817951 | ST8E-0.6M 8W/865 220-240V EM | 8,0 | 18 | 220-240 | 900 | | 6500 | >80 | 603,0 | 25,6 | 50 000 | E | 2 | 86 Kč |
| | 4058075817975 | ST8E-1.2M 16W/840 220-240V EM | 16,0 | 36 | 220-240 | 1800 | | 4000 | >80 | 1212,0 | 25,6 | 50 000 | E | 2 | 115 Kč |
| | 4058075817999 | ST8E-1.2M 16W/865 220-240V EM | 16,0 | 36 | 220-240 | 1800 | | 6500 | >80 | 1212,0 | 25,6 | 50 000 | E | 2 | 115 Kč |
| | 4058075818019 | ST8E-1.5M 20W/840 220-240V EM | 20,0 | 58 | 220-240 | 2300 | | 4000 | >80 | 1513,0 | 25,6 | 50 000 | E | 2 | 165 Kč |
| | 4058075818033 | ST8E-1.5M 20W/865 220-240V EM | 20,0 | 58 | 220-240 | 2300 | | 6500 | >80 | 1513,0 | 25,6 | 50 000 | E | 2 | 165 Kč |


SubstiTUBE T8 ENTRY TUBES AC (AC-pouze 230V) – G13, AC

| | | | | | | | | | | | | | | | |
|---|---------------|-------------------------------|------|----|---------|------|--|------|-----|--------|------|--------|---|---|--------|
|  | 4058075817814 | ST8E-0.6M 8W/840 220-240V AC | 8,0 | 18 | 220-240 | 900 | | 4000 | >80 | 603,0 | 25,6 | 50 000 | E | 2 | 86 Kč |
| | 4058075817838 | ST8E-0.6M 8W/865 220-240V AC | 8,0 | 18 | 220-240 | 900 | | 6500 | >80 | 603,0 | 25,6 | 50 000 | E | 2 | 86 Kč |
| | 4058075817852 | ST8E-1.2M 16W/840 220-240V AC | 16,0 | 36 | 220-240 | 1800 | | 4000 | >80 | 1212,0 | 25,6 | 50 000 | E | 2 | 115 Kč |
| | 4058075817876 | ST8E-1.2M 16W/865 220-240V AC | 16,0 | 36 | 220-240 | 1800 | | 6500 | >80 | 1212,0 | 25,6 | 50 000 | E | 2 | 115 Kč |
| | 4058075817890 | ST8E-1.5M 20W/840 220-240V AC | 20,0 | 58 | 220-240 | 2300 | | 4000 | >80 | 1513,0 | 25,6 | 50 000 | E | 2 | 165 Kč |
| | 4058075817913 | ST8E-1.5M 20W/865 220-240V AC | 20,0 | 58 | 220-240 | 2300 | | 6500 | >80 | 1513,0 | 25,6 | 50 000 | E | 2 | 165 Kč |

SubstiTUBE T8 Value EM – 10. generace – G13, CCG, AC

| | | | | | | | | | | | | | | | |
|--|---------------|-----------------------------------|------|----|---------|------|------|------|-----|--------|------|--------|---|---|--------|
|  | 4058075611610 | LED TUBE T8 EM VAL 600 6,6W 830 | 6,6 | 18 | 220-240 | 720 | >190 | 3000 | >80 | 603,0 | 27,0 | 30 000 | F | 3 | 120 Kč |
| | 4058075611634 | LED TUBE T8 EM VAL 600 6,6W 840 | 6,6 | 18 | 220-240 | 800 | >190 | 4000 | >80 | 603,0 | 27,0 | 30 000 | E | 3 | 120 Kč |
| | 4058075611658 | LED TUBE T8 EM VAL 600 6,6W 865 | 6,6 | 18 | 220-240 | 800 | >190 | 6500 | >80 | 603,0 | 27,0 | 30 000 | E | 3 | 120 Kč |
| | 4058075611672 | LED TUBE T8 EM VAL 1200 15W 830 | 15,0 | 36 | 220-240 | 1620 | >190 | 3000 | >80 | 1212,0 | 27,0 | 30 000 | F | 3 | 150 Kč |
| | 4058075611696 | LED TUBE T8 EM VAL 1200 15W 840 | 15,0 | 36 | 220-240 | 1800 | >190 | 4000 | >80 | 1212,0 | 27,0 | 30 000 | E | 3 | 150 Kč |
| | 4058075611719 | LED TUBE T8 EM VAL 1200 15W 865 | 15,0 | 36 | 220-240 | 1800 | >190 | 6500 | >80 | 1212,0 | 27,0 | 30 000 | E | 3 | 150 Kč |
| | 4058075611733 | LED TUBE T8 EM VAL 1500 18,3W 830 | 18,3 | 58 | 220-240 | 1980 | >190 | 3000 | >80 | 1513,0 | 27,0 | 30 000 | F | 3 | 200 Kč |
| | 4058075611757 | LED TUBE T8 EM VAL 1500 18,3W 840 | 18,3 | 58 | 220-240 | 2200 | >190 | 4000 | >80 | 1513,0 | 27,0 | 30 000 | E | 3 | 200 Kč |
| | 4058075611771 | LED TUBE T8 EM VAL 1500 18,3W 865 | 18,3 | 58 | 220-240 | 2200 | >190 | 6500 | >80 | 1513,0 | 27,0 | 30 000 | E | 3 | 200 Kč |

SubstiTUBE T8 Advanced EM – 10. generace – G13, CCG, AC

| | | | | | | | | | | | | | | | |
|---|---------------|-----------------------------------|------|----|---------|------|------|------|----|--------|------|--------|---|---|--------|
|  | 4058075611795 | LED TUBE T8 EM ADV 600 7,3W 840 | 7,3 | 18 | 220-240 | 1100 | >190 | 4000 | 83 | 603,0 | 27,0 | 50 000 | D | 5 | 205 Kč |
| | 4058075611818 | LED TUBE T8 EM ADV 600 7,3W 865 | 7,3 | 18 | 220-240 | 1100 | >190 | 6500 | 83 | 603,0 | 27,0 | 50 000 | D | 5 | 205 Kč |
| | 4058075611832 | LED TUBE T8 EM ADV 1200 14W 840 | 14,0 | 36 | 220-240 | 2100 | >190 | 4000 | 83 | 1212,0 | 27,0 | 50 000 | D | 5 | 250 Kč |
| | 4058075611856 | LED TUBE T8 EM ADV 1200 14W 865 | 14,0 | 36 | 220-240 | 2100 | >190 | 6500 | 83 | 1212,0 | 27,0 | 50 000 | D | 5 | 250 Kč |
| | 4058075611870 | LED TUBE T8 EM ADV 1500 20,6W 840 | 20,6 | 58 | 220-240 | 3100 | >190 | 4000 | 83 | 1513,0 | 27,0 | 50 000 | D | 5 | 320 Kč |
| | 4058075611894 | LED TUBE T8 EM ADV 1500 20,6W 865 | 20,6 | 58 | 220-240 | 3100 | >190 | 6500 | 83 | 1513,0 | 27,0 | 50 000 | D | 5 | 320 Kč |


SubstiTUBE T8 Advanced EM + Conversion KIT pro přestavbu na připojení AC-230V – 10. generace – kit pro svítidla s jedním světelným zdrojem – (balení obsahuje 10 trubice a 10 kitů)

| | | | | | | | | | | | | | | | |
|---|---------------|--|------|----|---------|------|------|------|----|--------|------|--------|--|---|----------|
|  | 4058075692527 | LED TUBE T8 EM ADV 1200 14W 840 KIT1 | 14,0 | 36 | 220-240 | 2100 | >190 | 4000 | 83 | 1212,0 | 27,0 | 50 000 | | 5 | 5 840 Kč |
| | 4058075692480 | LED TUBE T8 EM ADV 1500 20,6W 840 KIT1 | 20,6 | 58 | 220-240 | 3100 | >190 | 4000 | 83 | 1513,0 | 27,0 | 50 000 | | 5 | 6 390 Kč |


SubstiTUBE T8 Advanced EM + Conversion KIT pro přestavbu na připojení AC-230V – 10. generace – kit pro svítidla se dvěma světelnými zdroji – (balení obsahuje 10 trubice a 10 kitů + nutnost doobjednání 10 trubice 4058075611832/4058075611870)

| | | | | | | | | | | | | | | | |
|---|---------------|--|------|----|---------|------|------|------|----|--------|------|--------|--|---|----------|
|  | 4058075692534 | LED TUBE T8 EM ADV 1200 14W 840 KIT2 | 14,0 | 36 | 220-240 | 2100 | >190 | 4000 | 83 | 1212,0 | 27,0 | 50 000 | | 5 | 6 190 Kč |
| | 4058075692497 | LED TUBE T8 EM ADV 1500 20,6W 840 KIT2 | 20,6 | 58 | 220-240 | 3100 | >190 | 4000 | 83 | 1513,0 | 27,0 | 50 000 | | 5 | 6 740 Kč |

SubstiTUBE T8 Advanced Ultra Output EM – 10. generace – G13, CCG, AC

| | | | | | | | | | | | | | | | |
|---|---------------|--------------------------------------|------|----|---------|------|------|------|----|--------|------|--------|---|---|--------|
|  | 4058075611917 | LED TUBE T8 EM ADV UO 1200 15,6W 830 | 15,6 | 36 | 220-240 | 2250 | >190 | 3000 | 83 | 1212,0 | 27,0 | 50 000 | D | 5 | 265 Kč |
| | 4058075611931 | LED TUBE T8 EM ADV UO 1200 15,6W 840 | 15,6 | 36 | 220-240 | 2500 | >190 | 4000 | 83 | 1212,0 | 27,0 | 50 000 | C | 5 | 265 Kč |
| | 4058075611955 | LED TUBE T8 EM ADV UO 1200 15,6W 865 | 15,6 | 36 | 220-240 | 2500 | >190 | 6500 | 83 | 1212,0 | 27,0 | 50 000 | C | 5 | 265 Kč |
| | 4058075611979 | LED TUBE T8 EM ADV UO 1500 23,1W 830 | 23,1 | 58 | 220-240 | 3330 | >190 | 3000 | 83 | 1513,0 | 27,0 | 50 000 | C | 5 | 330 Kč |
| | 4058075611993 | LED TUBE T8 EM ADV UO 1500 23,1W 840 | 23,1 | 58 | 220-240 | 3700 | >190 | 4000 | 83 | 1513,0 | 27,0 | 50 000 | C | 5 | 330 Kč |
| | 4058075612013 | LED TUBE T8 EM ADV UO 1500 23,1W 865 | 23,1 | 58 | 220-240 | 3700 | >190 | 6500 | 83 | 1513,0 | 27,0 | 50 000 | C | 5 | 330 Kč |

SubstiTUBE T8 Advanced Ultra Output EM – až 160 lm/w + Conversion KIT pro přestavbu na připojení AC-230V – 10. generace – kit pro svítidla s jedním světelným zdrojem - (balení obsahuje 10 trubice a 10 kitů)

| | | | | | | | | | | | | | | | |
|---|---------------|---|------|----|---------|------|------|------|----|--------|------|--------|--|---|----------|
|  | 4058075692503 | LED TUBE T8 EM ADV UO 1200 15,6W 840 KIT1 | 15,6 | 36 | 220-240 | 2500 | >190 | 4000 | 83 | 1212,0 | 27,0 | 50 000 | | 5 | 5 980 Kč |
| | 4058075692466 | LED TUBE T8 EM ADV UO 1500 23,1W 840 KIT1 | 23,1 | 58 | 220-240 | 3700 | >190 | 4000 | 83 | 1513,0 | 27,0 | 50 000 | | 5 | 6 600 Kč |

¹L70/B50 | ²Třída energetické účinnosti (EEC) na stupnici od A (nejvyšší účinnost) po G (nejnižší účinnost) | ³Další informace a přesné znění záručních podmínek naleznete na stránce www.ledvance.cz/zaruky | ⁴Brutto cena bez DPH a PHE

SubstiTUBE T8 Advanced Ultra Output EM – až 160 lm/w + Conversion KIT pro přestavbu na připojení AC-230V – 10. generace – kit pro svítidla s dvěma světelnými zdroji (balení obsahuje 10 trubic a 10 kitů + nutnost doobjednání 10 trubic 4058075454644/4058075611993)



| | | | | | | | | | | | | | | |
|---------------|---|------|----|---------|------|------|------|----|--------|------|--------|---|---|----------|
| 4058075692510 | LED TUBE T8 EM ADV UO 1200 15,6W 840 KIT2 | 15,6 | 36 | 220–240 | 2500 | >190 | 4000 | 83 | 1212,0 | 27,0 | 50 000 | C | 5 | 6 330 Kč |
| 4058075692473 | LED TUBE T8 EM ADV UO 1500 23,1W 840 KIT2 | 23,1 | 58 | 220–240 | 3700 | >190 | 4000 | 83 | 1513,0 | 27,0 | 50 000 | C | 5 | 6 940 Kč |

SubstiTUBE T8 PRO EM – 1. generace – G13, CCG, AC



| | | | | | | | | | | | | | | |
|---------------|-----------------------------------|------|----|---------|------|------|------|----|--------|------|--------|---|---|--------|
| 4058075612150 | LED TUBE T8 EM PRO 600 6,7W 840 | 6,7 | 18 | 220–240 | 1100 | >190 | 4000 | 83 | 603,0 | 27,0 | 60 000 | C | 5 | 240 Kč |
| 4058075612174 | LED TUBE T8 EM PRO 600 6,7W 865 | 6,7 | 18 | 220–240 | 1100 | >190 | 6500 | 83 | 603,0 | 27,0 | 60 000 | C | 5 | 240 Kč |
| 4058075612198 | LED TUBE T8 EM PRO 900 10,3W 840 | 10,3 | 30 | 220–240 | 1700 | >190 | 4000 | 83 | 908,0 | 27,0 | 60 000 | C | 5 | 250 Kč |
| 4058075612211 | LED TUBE T8 EM PRO 900 10,3W 865 | 10,3 | 30 | 220–240 | 1700 | >190 | 6500 | 83 | 908,0 | 27,0 | 60 000 | C | 5 | 250 Kč |
| 4058075612235 | LED TUBE T8 EM PRO 1050 12,1W 840 | 12,1 | 38 | 220–240 | 2000 | >190 | 4000 | 83 | 1061,0 | 27,0 | 60 000 | C | 5 | 280 Kč |
| 4058075612259 | LED TUBE T8 EM PRO 1050 12,1W 865 | 12,1 | 38 | 220–240 | 2000 | >190 | 6500 | 83 | 1061,0 | 27,0 | 60 000 | C | 5 | 280 Kč |
| 4058075612273 | LED TUBE T8 EM PRO 1200 12,7W 840 | 12,7 | 36 | 220–240 | 2100 | >190 | 4000 | 83 | 1212,0 | 27,0 | 60 000 | C | 5 | 290 Kč |
| 4058075612297 | LED TUBE T8 EM PRO 1200 12,7W 865 | 12,7 | 36 | 220–240 | 2100 | >190 | 6500 | 83 | 1212,0 | 27,0 | 60 000 | C | 5 | 290 Kč |
| 4058075612310 | LED TUBE T8 EM PRO 1500 18,8W 840 | 18,8 | 58 | 220–240 | 3100 | >190 | 4000 | 83 | 1513,0 | 27,0 | 60 000 | C | 5 | 385 Kč |
| 4058075612334 | LED TUBE T8 EM PRO 1500 18,8W 865 | 18,8 | 58 | 220–240 | 3100 | >190 | 6500 | 83 | 1513,0 | 27,0 | 60 000 | C | 5 | 385 Kč |

SubstiTUBE T8 PRO EM + Conversion KIT pro přestavbu na připojení AC-230V – kit pro svítidla s jedním světelným zdrojem (balení obsahuje 10 trubic a 10 kitů)



| | | | | | | | | | | | | | | |
|---------------|--|------|----|---------|------|------|------|----|--------|------|--------|---|---|----------|
| 4058075692428 | LED TUBE T8 EM PRO 1200 12,7W 840 KIT1 | 12,7 | 36 | 220–240 | 2100 | >190 | 4000 | 83 | 1212,0 | 27,0 | 60 000 | C | 5 | 6 190 Kč |
| 4058075692435 | LED TUBE T8 EM PRO 1500 18,8W 840 KIT1 | 18,8 | 58 | 220–240 | 3100 | >190 | 4000 | 83 | 1513,0 | 27,0 | 60 000 | C | 5 | 7 080 Kč |

SubstiTUBE T8 PRO EM + Conversion KIT pro přestavbu na připojení AC-230V – kit pro svítidla s dvěma světelnými zdroji (balení obsahuje 10 trubic a 10 kitů + nutnost doobjednání 10 trubic 4058075612273/4058075612310)



| | | | | | | | | | | | | | | |
|---------------|--|------|----|---------|------|------|------|----|--------|------|--------|---|---|----------|
| 4058075692442 | LED TUBE T8 EM PRO 1200 12,7W 840 KIT2 | 12,7 | 36 | 220–240 | 2100 | >190 | 4000 | 83 | 1212,0 | 27,0 | 60 000 | C | 5 | 6 530 Kč |
| 4058075692459 | LED TUBE T8 EM PRO 1500 18,8W 840 KIT2 | 18,8 | 58 | 220–240 | 3100 | >190 | 4000 | 83 | 1513,0 | 27,0 | 60 000 | C | 5 | 7 420 Kč |

SubstiTUBE T8 PRO Ultra Output EM – 1. generace – G13, CCG, AC



| | | | | | | | | | | | | | | |
|---------------|--------------------------------------|------|----|---------|------|------|------|----|--------|------|--------|---|---|--------|
| 4058075612037 | LED TUBE T8 EM PRO UO 1200 14,9W 830 | 14,9 | 36 | 220–240 | 2340 | >190 | 3000 | 83 | 1212,0 | 27,0 | 75 000 | D | 5 | 385 Kč |
| 4058075612051 | LED TUBE T8 EM PRO UO 1200 14,9W 840 | 14,9 | 36 | 220–240 | 2600 | >190 | 4000 | 83 | 1212,0 | 27,0 | 75 000 | C | 5 | 385 Kč |
| 4058075612075 | LED TUBE T8 EM PRO UO 1200 14,9W 865 | 14,9 | 36 | 220–240 | 2600 | >190 | 6500 | 83 | 1212,0 | 27,0 | 75 000 | C | 5 | 385 Kč |
| 4058075612099 | LED TUBE T8 EM PRO UO 1500 23,4W 830 | 23,4 | 58 | 220–240 | 3690 | >190 | 3000 | 83 | 1513,0 | 27,0 | 75 000 | D | 5 | 490 Kč |
| 4058075612112 | LED TUBE T8 EM PRO UO 1500 23,4W 840 | 23,4 | 58 | 220–240 | 4100 | >190 | 4000 | 83 | 1513,0 | 27,0 | 75 000 | C | 5 | 490 Kč |
| 4058075612136 | LED TUBE T8 EM PRO UO 1500 23,4W 865 | 23,4 | 58 | 220–240 | 4100 | >190 | 6500 | 83 | 1513,0 | 27,0 | 75 000 | C | 5 | 490 Kč |

SubstiTUBE T8 PRO Ultra Output EM – až 175 lm/w + Conversion KIT pro přestavbu na připojení AC-230V – kit pro svítidla s jedním světelným zdrojem (balení obsahuje 10 trubic a 10 kitů)



| | | | | | | | | | | | | | | |
|---------------|---|------|----|---------|------|------|------|----|--------|------|--------|---|---|----------|
| 4058075692374 | LED TUBE T8 EM PRO UO 1200 14,9W 840 KIT1 | 14,3 | 36 | 220–240 | 2250 | >190 | 4000 | 83 | 1212,0 | 27,0 | 75 000 | C | 5 | 6 880 Kč |
| 4058075692381 | LED TUBE T8 EM PRO UO 1500 23,4W 840 KIT1 | 23,4 | 58 | 220–240 | 4100 | >190 | 4000 | 83 | 1513,0 | 27,0 | 75 000 | C | 5 | 7 700 Kč |

SubstiTUBE T8 PRO Ultra Output EM – až 175 lm/w + Conversion KIT pro přestavbu na připojení AC-230V – kit pro svítidla s dvěma světelnými zdroji (balení obsahuje 10 trubic a 10 kitů + nutnost doobjednání 10 trubic 4058075612051/4058075612112)



| | | | | | | | | | | | | | | |
|---------------|---|------|----|---------|------|------|------|----|--------|------|--------|---|---|----------|
| 4058075692404 | LED TUBE T8 EM PRO UO 1200 14,9W 840 KIT2 | 14,3 | 36 | 220–240 | 2250 | >190 | 4000 | 83 | 1212,0 | 27,0 | 75 000 | C | 5 | 7 220 Kč |
| 4058075692411 | LED TUBE T8 EM PRO UO 1500 23,4W 840 KIT2 | 23,4 | 58 | 220–240 | 4100 | >190 | 4000 | 83 | 1513,0 | 27,0 | 75 000 | C | 5 | 8 040 Kč |

SubstiTUBE T8 FOOD EM – G13, CCG, AC



| | | | | | | | | | | | | | | |
|---------------|-------------------------------------|------|----|---------|------|-----|------|-----|--------|------|--------|---|---|--------|
| 4058075292475 | ST8 FOOD 0,9M 7,9W/833 220-240V EM | 7,9 | 30 | 220–240 | 750 | 190 | 3300 | ≥80 | 908,0 | 27,0 | 50 000 | C | 5 | 355 Kč |
| 4058075292499 | ST8 FOOD 1,2M 11,6W/833 220-240V EM | 11,6 | 36 | 220–240 | 1100 | 190 | 3300 | ≥80 | 1212,0 | 27,0 | 50 000 | C | 5 | 420 Kč |
| 4058075292512 | ST8 FOOD 1,5M 17,9W/833 220-240V EM | 17,9 | 58 | 220–240 | 1700 | 190 | 3300 | ≥80 | 1513,0 | 27,0 | 50 000 | C | 5 | 495 Kč |

SubstiTUBE T8 MOTION SENSOR EM – G13, CCG, AC



| | | | | | | | | | | | | | | |
|---------------|----------------------------------|------|----|---------|------|------|------|----|--------|------|--------|---|---|--------|
| 4058075594302 | LED TUBE T8 EM MS 600 6,8W 840 | 6,8 | 18 | 220–240 | 1100 | >190 | 4000 | 83 | 603,0 | 27,0 | 50 000 | C | 5 | 535 Kč |
| 4058075594326 | LED TUBE T8 EM MS 1200 13,1W 840 | 13,1 | 36 | 220–240 | 2100 | >190 | 4000 | 83 | 1212,0 | 27,0 | 50 000 | C | 5 | 625 Kč |
| 4058075594340 | LED TUBE T8 EM MS 1500 19,3W 840 | 19,3 | 58 | 220–240 | 3100 | >190 | 4000 | 83 | 1513,0 | 27,0 | 50 000 | C | 5 | 705 Kč |

SubstiTUBE T8 Advanced EM, Connected (bezdrátové řešení řízení osvětlení) – G13, CCG, AC



| | | | | | | | | | | | | | | |
|---------------|-----------------------------------|------|----|---------|------|-----|------|-----|--------|-------|--------|---|---|----------|
| 4058075187337 | ST8 AU 0,6M 7,5W/840 220-240V CON | 7,5 | 18 | 220–240 | 1100 | 160 | 4000 | 83 | 603,0 | 28,0 | 50 000 | D | 5 | 720 Kč |
| 4058075187351 | ST8 AU 0,6M 7,5W/865 220-240V CON | 7,5 | 18 | 220–240 | 1100 | 160 | 6500 | 83 | 603,0 | 28,0 | 50 000 | D | 5 | 720 Kč |
| 4058075187375 | ST8 AU 1,2M 16W/840 220-240V CON | 16,0 | 36 | 220–240 | 2400 | 160 | 4000 | 83 | 1213,0 | 28,0 | 50 000 | D | 5 | 830 Kč |
| 4058075187399 | ST8 AU 1,2M 16W/865 220-240V CON | 16,0 | 36 | 220–240 | 2400 | 160 | 6500 | 83 | 1213,0 | 28,0 | 50 000 | D | 5 | 830 Kč |
| 4058075187634 | ST8 AU 1,5M 24W/840 220-240V CON | 24,0 | 58 | 220–240 | 3600 | 160 | 4000 | 83 | 1513,0 | 28,0 | 50 000 | D | 5 | 960 Kč |
| 4058075187658 | ST8 AU 1,5M 24W/865 220-240V CON | 24,0 | 58 | 220–240 | 3600 | 160 | 6500 | 83 | 1513,0 | 28,0 | 50 000 | D | 5 | 960 Kč |
| 4052899970588 | ST8 AU 1,5M 24W/865 220-240V CON | 24,0 | 60 | 220–240 | 3600 | 180 | 6500 | >80 | 1513,0 | 27,3 | 50 000 | D | 5 | 960 Kč |
| 4058075232969 | CONNECTED SENSOR ST8 LB | | | 220–240 | | | | | 95,0 | 126,0 | 50 000 | | 5 | 4 550 Kč |
| 4058075232983 | CONNECTED SENSOR ST8 HB | | | 220–240 | | | | | 95,0 | 126,0 | 50 000 | | 5 | 4 450 Kč |
| 4058075374034 | CONNECTED SENSOR REMOTE | | | | | | | | 58,0 | | | | 3 | 620 Kč |

SubstiTUBE T8 Value HF – 10. generace – G13



| | | | | | | | | | | | | | | |
|---------------|-----------------------------|-----|----|-------|-----|-----|------|----|-------|------|--------|---|---|--------|
| 4058075545366 | ST8 V 0,6M 8W/840 20-40V HF | 8,0 | 18 | 20-40 | 800 | 190 | 4000 | 83 | 603,0 | 27,0 | 30 000 | F | 3 | 420 Kč |
| 4058075545380 | ST8 V 0,6M 8W/865 20-40V HF | 8,0 | 18 | 20-40 | 800 | 190 | 6500 | 83 | 603,0 | 27,0 | 30 000 | F | 3 | 420 Kč |

SubstiTUBE T8 Advanced HF – G13



| | | | | | | | | | | | | | | |
|---------------|------------------------------|------|----|---------|------|-----|------|-----|--------|------|--------|---|---|--------|
| 4058075819078 | ST8 A 1,5M 20,5W/865 230V HF | 20,5 | 58 | 220-240 | 3100 | 160 | 6500 | ≥80 | 1513,0 | 27,0 | 50 000 | E | 5 | 690 Kč |
|---------------|------------------------------|------|----|---------|------|-----|------|-----|--------|------|--------|---|---|--------|

SubstiTUBE T8 Advanced PRO HF – 10. generace – G13



| | | | | | | | | | | | | | | |
|---------------|---------------------------------|------|----|-------|------|-----|------|----|--------|------|--------|---|---|--------|
| 4058075545052 | ST8 PRO 0,6M 7,5W/830 20-40V HF | 7,5 | 18 | 20-40 | 1000 | 190 | 3000 | 83 | 603,0 | 27,0 | 60 000 | E | 5 | 540 Kč |
| 4058075545090 | ST8 PRO 0,6M 7,5W/840 20-40V HF | 7,5 | 18 | 20-40 | 1100 | 190 | 4000 | 83 | 603,0 | 27,0 | 60 000 | D | 5 | 540 Kč |
| 4058075545113 | ST8 PRO 0,6M 7,5W/865 20-40V HF | 7,5 | 18 | 20-40 | 1100 | 190 | 6500 | 83 | 603,0 | 27,0 | 60 000 | D | 5 | 540 Kč |
| 4058075545137 | ST8 PRO 1,2M 14W/830 40-70V HF | 14,0 | 36 | 40-70 | 1900 | 190 | 3000 | 83 | 1213,0 | 27,0 | 60 000 | E | 5 | 550 Kč |
| 4058075545175 | ST8 PRO 1,2M 14W/840 40-70V HF | 14,0 | 36 | 40-70 | 2100 | 190 | 4000 | 83 | 1213,0 | 27,0 | 60 000 | D | 5 | 550 Kč |
| 4058075545205 | ST8 PRO 1,2M 14W/865 40-70V HF | 14,0 | 36 | 40-70 | 2100 | 190 | 6500 | 83 | 1213,0 | 27,0 | 60 000 | D | 5 | 550 Kč |
| 4058075545229 | ST8 PRO 1,5M 20W/830 40-70V HF | 20,0 | 58 | 40-70 | 2800 | 190 | 3000 | 83 | 1513,0 | 27,0 | 60 000 | E | 5 | 580 Kč |
| 4058075545243 | ST8 PRO 1,5M 20W/840 40-70V HF | 20,0 | 58 | 40-70 | 3100 | 190 | 4000 | 83 | 1513,0 | 27,0 | 60 000 | D | 5 | 580 Kč |
| 4058075545267 | ST8 PRO 1,5M 20W/865 40-70V HF | 20,0 | 58 | 40-70 | 3100 | 190 | 6500 | 83 | 1513,0 | 27,0 | 60 000 | D | 5 | 580 Kč |

SubstiTUBE T8 Advanced PROU HF – 10. generace – G13



| | | | | | | | | | | | | | | |
|---------------|---------------------------------|------|----|-------|------|-----|------|----|--------|------|--------|---|---|--------|
| 4058075545014 | ST8 PROU 1,2M 15W/840 40-70V HF | 15,0 | 36 | 40-70 | 2400 | 190 | 4000 | 83 | 1213,0 | 27,0 | 60 000 | D | 5 | 640 Kč |
| 4058075545038 | ST8 PROU 1,2M 15W/865 40-70V HF | 15,0 | 36 | 40-70 | 2400 | 190 | 6500 | 83 | 1213,0 | 27,0 | 60 000 | D | 5 | 640 Kč |
| 4058075545076 | ST8 PROU 1,5M 23W/840 40-70V HF | 23,0 | 58 | 40-70 | 3700 | 190 | 4000 | 83 | 1513,0 | 27,0 | 60 000 | D | 5 | 700 Kč |
| 4058075545151 | ST8 PROU 1,5M 23W/865 40-70V HF | 23,0 | 58 | 40-70 | 3700 | 190 | 6500 | 83 | 1513,0 | 27,0 | 60 000 | D | 5 | 700 Kč |

SubstiTUBE T8 Value Universal – 10. generace – G13, ECG, CCG, AC



| | | | | | | | | | | | | | | |
|---------------|--------------------------------|------|----|---------|------|-----|------|-----|--------|------|--------|---|---|--------|
| 4058075137400 | ST8 V 0,6M 8W/830 220-240V UN | 8,0 | 18 | 220-240 | 720 | 160 | 3000 | ≥80 | 600,0 | 28,0 | 30 000 | F | 3 | 315 Kč |
| 4058075137509 | ST8 V 1,2M 16W/865 220-240V UN | 16,0 | 36 | 220-240 | 1700 | 160 | 6500 | ≥80 | 1200,0 | 28,0 | 30 000 | E | 3 | 440 Kč |
| 4058075546899 | ST8 V 1,2M 18W/830 220-240V UN | 18,0 | 36 | 220-240 | 1800 | 190 | 3000 | ≥80 | 1200,0 | 28,0 | 30 000 | F | 3 | 440 Kč |
| 4058075546912 | ST8 V 1,2M 18W/840 220-240V UN | 18,0 | 36 | 220-240 | 2000 | 190 | 4000 | ≥80 | 1200,0 | 28,0 | 30 000 | E | 3 | 440 Kč |
| 4058075546936 | ST8 V 1,2M 18W/865 220-240V UN | 18,0 | 36 | 220-240 | 2000 | 190 | 6500 | ≥80 | 1200,0 | 28,0 | 30 000 | E | 3 | 440 Kč |
| 4058075137547 | ST8 V 1,5M 19W/840 220-240V UN | 19,0 | 58 | 220-240 | 2000 | 160 | 4000 | ≥80 | 1500,0 | 28,0 | 30 000 | E | 3 | 470 Kč |
| 4058075137561 | ST8 V 1,5M 19W/865 220-240V UN | 19,0 | 58 | 220-240 | 2000 | 160 | 6500 | ≥80 | 1500,0 | 28,0 | 30 000 | E | 3 | 470 Kč |
| 4058075546950 | ST8 V 1,5M 24W/830 220-240V UN | 24,0 | 58 | 220-240 | 2550 | 190 | 3000 | ≥80 | 1500,0 | 28,0 | 30 000 | F | 3 | 500 Kč |
| 4058075546974 | ST8 V 1,5M 24W/840 220-240V UN | 24,0 | 58 | 220-240 | 2800 | 190 | 4000 | ≥80 | 1500,0 | 28,0 | 30 000 | E | 3 | 500 Kč |
| 4058075546998 | ST8 V 1,5M 24W/865 220-240V UN | 24,0 | 58 | 220-240 | 2800 | 190 | 6500 | ≥80 | 1500,0 | 28,0 | 30 000 | E | 3 | 500 Kč |

SubstiTUBE T8 Advanced PROU Universal – 10. generace – G13, ECG, CCG, AC



| | | | | | | | | | | | | | | |
|---------------|------------------------------------|------|----|---------|------|-----|------|-----|--------|------|--------|---|---|--------|
| 4058075546752 | ST8 PROU 0,6M 7,5W/830 220-240V UN | 7,5 | 18 | 220-240 | 1000 | 190 | 3000 | ≥80 | 600,0 | 28,0 | 60 000 | E | 5 | 580 Kč |
| 4058075546776 | ST8 PROU 0,6M 7,5W/840 220-240V UN | 7,5 | 18 | 220-240 | 1100 | 190 | 4000 | ≥80 | 600,0 | 28,0 | 60 000 | D | 5 | 580 Kč |
| 4058075546790 | ST8 PROU 0,6M 7,5W/865 220-240V UN | 7,5 | 18 | 220-240 | 1100 | 190 | 6500 | ≥80 | 600,0 | 28,0 | 60 000 | D | 5 | 580 Kč |
| 4058075137646 | ST8 A 1,2M 14W/830 220-240V UN | 14,0 | 36 | 220-240 | 1900 | 160 | 3000 | 83 | 1200,0 | 28,0 | 50 000 | D | 5 | 630 Kč |
| 4058075546813 | ST8 PROU 1,2M 15W/840 220-240V UN | 15,0 | 36 | 220-240 | 2400 | 190 | 4000 | ≥80 | 1200,0 | 28,0 | 60 000 | C | 5 | 630 Kč |
| 4058075546837 | ST8 PROU 1,2M 15W/865 220-240V UN | 15,0 | 36 | 220-240 | 2400 | 190 | 6500 | ≥80 | 1200,0 | 28,0 | 60 000 | C | 5 | 630 Kč |
| 4058075546851 | ST8 PROU 1,5M 23W/840 220-240V UN | 23,0 | 58 | 220-240 | 3700 | 190 | 4000 | ≥80 | 1500,0 | 28,0 | 60 000 | C | 5 | 700 Kč |
| 4058075546875 | ST8 PROU 1,5M 23W/865 220-240V UN | 23,0 | 58 | 220-240 | 3700 | 190 | 6500 | ≥80 | 1500,0 | 28,0 | 60 000 | C | 5 | 700 Kč |

SubstiTUBE T8 Advanced UO Universal – 8. generace – G13, ECG, CCG, AC



| | | | | | | | | | | | | | | |
|---------------|---------------------------------|------|----|---------|------|-----|------|----|--------|------|--------|---|---|--------|
| 4058075137783 | ST8 AU 1,2M 15W/865 220-240V UN | 15,0 | 36 | 220-240 | 2400 | 160 | 6500 | 83 | 1212,0 | 28,0 | 60 000 | E | 5 | 630 Kč |
| 4058075137806 | ST8 AU 1,5M 23W/840 220-240V UN | 23,0 | 58 | 220-240 | 3700 | 160 | 4000 | 83 | 1500,0 | 28,0 | 60 000 | E | 5 | 690 Kč |

SubstiTUBE T5 HO (AC-pouze 230V) – 10. generace – G5, AC



| | | | | | | | | | | | | | | |
|---------------|---------------------------------------|------|----|---------|------|-----|------|-----|--------|------|--------|---|---|--------|
| 4058075543447 | ST5 HO 49 1,5M 26W/840 230V AC G5 | 26,0 | 49 | 220-240 | 4000 | 190 | 4000 | >80 | 1449,0 | 19,0 | 50 000 | D | 5 | 610 Kč |
| 4058075543461 | ST5 HO 49 1,5M 26W/865 220-240V AC G5 | 26,0 | 49 | 220-240 | 4000 | 190 | 6500 | >80 | 1449,0 | 19,0 | 50 000 | D | 5 | 610 Kč |
| 4058075543409 | ST5 HO 54 1,2M 26W/840 220-240V AC G5 | 26,0 | 54 | 220-240 | 4000 | 190 | 4000 | >80 | 1149,0 | 19,0 | 50 000 | D | 5 | 640 Kč |
| 4058075543423 | ST5 HO 54 1,2M 26W/865 220-240V AC G5 | 26,0 | 54 | 220-240 | 4000 | 190 | 6500 | >80 | 1149,0 | 19,0 | 50 000 | D | 5 | 640 Kč |
| 4058075543362 | ST5 HO 80 1,5M 37W/840 220-240V AC G5 | 37,0 | 80 | 220-240 | 5600 | 190 | 4000 | >80 | 1449,0 | 19,0 | 50 000 | D | 5 | 810 Kč |
| 4058075543386 | ST5 HO 80 1,5M 37W/865 220-240V AC G5 | 37,0 | 80 | 220-240 | 5600 | 190 | 6500 | >80 | 1449,0 | 19,0 | 50 000 | D | 5 | 810 Kč |

SubstiTUBE T5 HE (AC-pouze 230V) – 10. generace – G5, AC



| | | | | | | | | | | | | | | |
|---------------|---------------------------------------|------|----|---------|------|-----|------|-----|--------|------|--------|---|---|--------|
| 4058075543560 | ST5 HE 14 0,6M 8W/840 220-240V AC G5 | 8,0 | 14 | 220-240 | 1200 | 190 | 4000 | >80 | 549,0 | 19,0 | 50 000 | D | 5 | 395 Kč |
| 4058075543584 | ST5 HE 14 0,6M 8W/865 220-240V AC G5 | 8,0 | 14 | 220-240 | 1200 | 190 | 6500 | >80 | 549,0 | 19,0 | 50 000 | D | 5 | 395 Kč |
| 4058075543522 | ST5 HE 28 1,2M 16W/840 220-240V AC G5 | 16,0 | 28 | 220-240 | 2400 | 190 | 4000 | >80 | 1149,0 | 19,0 | 50 000 | D | 5 | 540 Kč |
| 4058075543546 | ST5 HE 28 1,2M 16W/865 220-240V AC G5 | 16,0 | 28 | 220-240 | 2400 | 190 | 6500 | >80 | 1149,0 | 19,0 | 50 000 | D | 5 | 540 Kč |
| 4058075543485 | ST5 HE 35 1,5M 18W/840 220-240V AC G5 | 18,0 | 35 | 220-240 | 2800 | 190 | 4000 | >80 | 1449,0 | 19,0 | 50 000 | D | 5 | 550 Kč |
| 4058075543508 | ST5 HE 35 1,5M 18W/865 220-240V AC G5 | 18,0 | 35 | 220-240 | 2800 | 190 | 6500 | >80 | 1449,0 | 19,0 | 50 000 | D | 5 | 550 Kč |

Verze HO – Conversion KIT pro přestavbu na připojení AC-230V – Kit pro svítidla s jedním světelným zdrojem



| | | | | | | | | | | | | | | |
|---------------|--|------|----|---------|------|-----|------|-----|--------|------|--------|--|---|----------|
| 4058075692701 | LED TUBE T5 AC HO 49 1449 26W 840 KIT1 | 26,0 | 49 | 220-240 | 4000 | 190 | 4000 | >80 | 1449,0 | 19,0 | 50 000 | | 5 | 8 650 Kč |
| 4058075692695 | LED TUBE T5 AC HO 54 1149 26W 840 KIT1 | 26,0 | 54 | 220-240 | 4000 | 190 | 4000 | >80 | 1163,0 | 19,0 | 50 000 | | 5 | 8 850 Kč |
| 4058075692688 | LED TUBE T5 AC HO 80 1449 37W 840 KIT1 | 37,0 | 80 | 220-240 | 5600 | 190 | 4000 | >80 | 1463,0 | 19,0 | 50 000 | | 5 | 9 530 Kč |

Verze HE – Conversion KIT pro přestavbu na připojení AC-230V – Kit pro svítidla s jedním světelným zdrojem



| | | | | | | | | | | | | | | |
|---------------|--|------|----|---------|------|-----|------|-----|--------|------|--------|--|---|----------|
| 4058075692749 | LED TUBE T5 AC HE 28 1149 16W 840 KIT1 | 16,0 | 28 | 220-240 | 2400 | 190 | 4000 | >80 | 1149,0 | 19,0 | 50 000 | | 5 | 7 790 Kč |
| 4058075692398 | LED TUBE T5 AC HE 35 1449 18W 840 KIT1 | 18,0 | 35 | 220-240 | 2800 | 190 | 4000 | >80 | 1463,0 | 19,0 | 50 000 | | 5 | 8 100 Kč |

Verze HO – Conversion KIT pro přestavbu na připojení AC-230V – Kit pro svítidla se dvěma světelnými zdroji



| | | | | | | | | | | | | | | |
|---------------|--|------|----|---------|------|-----|------|-----|--------|------|--------|--|---|----------|
| 4058075692756 | LED TUBE T5 AC HO 49 1449 26W 840 KIT2 | 26,0 | 49 | 220-240 | 4000 | 190 | 4000 | >80 | 1449,0 | 19,0 | 50 000 | | 5 | 8 990 Kč |
| 4058075692732 | LED TUBE T5 AC HO 54 1149 26W 840 KIT2 | 26,0 | 54 | 220-240 | 4000 | 190 | 4000 | >80 | 1149,0 | 19,0 | 50 000 | | 5 | 9 190 Kč |
| 4058075692725 | LED TUBE T5 AC HO 80 1449 37W 840 KIT2 | 37,0 | 80 | 220-240 | 5600 | 190 | 4000 | >80 | 1449,0 | 19,0 | 50 000 | | 5 | 9 870 Kč |

Verze HE – Conversion KIT pro přestavbu na připojení AC-230V – Kit pro svítidla se dvěma světelnými zdroji



| | | | | | | | | | | | | | | |
|---------------|--|------|----|---------|------|-----|------|-----|--------|------|--------|--|---|----------|
| 4058075692770 | LED TUBE T5 AC HE 28 1149 16W 840 KIT2 | 16,0 | 28 | 220-240 | 2400 | 190 | 4000 | >80 | 1149,0 | 19,0 | 50 000 | | 5 | 8 130 Kč |
| 4058075692763 | LED TUBE T5 AC HE 35 1449 18W 840 KIT2 | 18,0 | 35 | 220-240 | 2800 | 190 | 4000 | >80 | 1449,0 | 19,0 | 50 000 | | 5 | 8 440 Kč |

SubstiTUBE T5 HF HO (ECG-elektronický předřadník) – 10. generace – G5, ECG



| | | | | | | | | | | | | | | |
|---------------|--------------------------------------|------|----|--------|------|-----|------|-----|--------|------|--------|---|---|--------|
| 4058075543065 | ST5 HO 49 1,5M 26W/830 80-110V HF G5 | 26,0 | 49 | 80-110 | 3600 | 190 | 3000 | ≥80 | 1449,0 | 17,0 | 50 000 | E | 5 | 690 Kč |
| 4058075543089 | ST5 HO 49 1,5M 26W/840 80-110V HF G5 | 26,0 | 49 | 80-110 | 4000 | 190 | 4000 | ≥80 | 1449,0 | 17,0 | 50 000 | D | 5 | 690 Kč |
| 4058075543102 | ST5 HO 49 1,5M 26W/865 80-110V HF G5 | 26,0 | 49 | 80-110 | 4000 | 190 | 6500 | ≥80 | 1449,0 | 17,0 | 50 000 | D | 5 | 690 Kč |
| 4058075543003 | ST5 HO 54 1,2M 26W/830 40-70V HF G5 | 26,0 | 54 | 40-70 | 3600 | 190 | 3000 | ≥80 | 1149,0 | 17,0 | 50 000 | E | 5 | 750 Kč |
| 4058075543027 | ST5 HO 54 1,2M 26W/840 40-70V HF G5 | 26,0 | 54 | 40-70 | 4000 | 190 | 4000 | ≥80 | 1149,0 | 17,0 | 50 000 | D | 5 | 750 Kč |
| 4058075543041 | ST5 HO 54 1,2M 26W/865 40-70V HF G5 | 26,0 | 54 | 40-70 | 4000 | 190 | 6500 | ≥80 | 1149,0 | 17,0 | 50 000 | D | 5 | 750 Kč |
| 4058075542945 | ST5 HO 80 1,5M 37W/830 60-90V HF G5 | 37,0 | 80 | 60-90 | 5050 | 190 | 3000 | ≥80 | 1449,0 | 17,0 | 50 000 | E | 5 | 830 Kč |
| 4058075542969 | ST5 HO 80 1,5M 37W/840 60-90V HF G5 | 37,0 | 80 | 60-90 | 5600 | 190 | 4000 | ≥80 | 1449,0 | 17,0 | 50 000 | D | 5 | 830 Kč |
| 4058075542983 | ST5 HO 80 1,5M 37W/865 60-90V HF G5 | 37,0 | 80 | 60-90 | 5600 | 190 | 6500 | ≥80 | 1449,0 | 17,0 | 50 000 | D | 5 | 830 Kč |

SubstiTUBE T5 HF HE (ECG-elektronický předřadník) – 10. generace – G5, ECG



| | | | | | | | | | | | | | | |
|---------------|---------------------------------------|------|----|---------|------|-----|------|-----|--------|------|--------|---|---|--------|
| 4058075543300 | ST5 HE 14 0,6M 7W/830 40-70V HF G5 | 7,0 | 14 | 40-70 | 900 | 190 | 3000 | ≥80 | 549,0 | 17,0 | 50 000 | E | 5 | 450 Kč |
| 4058075543324 | ST5 HE 14 0,6M 7W/840 40-70V HF G5 | 7,0 | 14 | 40-70 | 1000 | 190 | 4000 | ≥80 | 549,0 | 17,0 | 50 000 | D | 5 | 450 Kč |
| 4058075543348 | ST5 HE 14 0,6M 7W/865 40-70V HF G5 | 7,0 | 14 | 40-70 | 1000 | 190 | 6500 | ≥80 | 549,0 | 17,0 | 50 000 | D | 5 | 450 Kč |
| 4058075543249 | ST5 HE 21 0,9M 10W/830 50-80V HF G5 | 10,0 | 21 | 50-80 | 1350 | 190 | 3000 | ≥80 | 849,0 | 17,0 | 50 000 | E | 5 | 605 Kč |
| 4058075543263 | ST5 HE 21 0,9M 10W/840 50-80V HF G5 | 10,0 | 21 | 50-80 | 1500 | 190 | 4000 | ≥80 | 849,0 | 17,0 | 50 000 | D | 5 | 605 Kč |
| 4058075543287 | ST5 HE 21 0,9M 10W/865 50-80V HF G5 | 10,0 | 21 | 50-80 | 1500 | 190 | 6500 | ≥80 | 849,0 | 17,0 | 50 000 | D | 5 | 605 Kč |
| 4058075543188 | ST5 HE 28 1,2M 17W/830 100-130V HF G5 | 17,0 | 28 | 100-130 | 2150 | 190 | 3000 | ≥80 | 1149,0 | 17,0 | 50 000 | E | 5 | 580 Kč |
| 4058075543201 | ST5 HE 28 1,2M 17W/840 100-130V HF G5 | 17,0 | 28 | 100-130 | 2400 | 190 | 4000 | ≥80 | 1149,0 | 17,0 | 50 000 | E | 5 | 580 Kč |
| 4058075543225 | ST5 HE 28 1,2M 17W/865 100-130V HF G5 | 17,0 | 28 | 100-130 | 2400 | 190 | 6500 | ≥80 | 1149,0 | 17,0 | 50 000 | E | 5 | 580 Kč |
| 4058075543126 | ST5 HE 35 1,5M 18W/830 105-150V HF G5 | 18,0 | 35 | 105-150 | 2550 | 190 | 3000 | ≥80 | 1449,0 | 17,0 | 50 000 | E | 5 | 660 Kč |
| 4058075543140 | ST5 HE 35 1,5M 18W/840 105-150V HF G5 | 18,0 | 35 | 105-150 | 2800 | 190 | 4000 | ≥80 | 1449,0 | 17,0 | 50 000 | D | 5 | 660 Kč |
| 4058075543164 | ST5 HE 35 1,5M 18W/865 105-150V HF G5 | 18,0 | 35 | 105-150 | 2800 | 190 | 6500 | ≥80 | 1449,0 | 17,0 | 50 000 | D | 5 | 660 Kč |

Verze HE – Conversion KIT pro přestavbu na připojení AC-230V – Kit pro svítidla se dvěma světelnými zdroji



| | | | | | | | | | | | | | | |
|---------------|-----------------------------------|------|----|---------|------|-----|------|----|--------|------|--------|---|---|--------|
| 4058075137943 | ST5 HO 54 1,2M 26W/865 230V UN G5 | 26,0 | 54 | 220-240 | 4000 | 160 | 6500 | 83 | 1149,0 | 17,0 | 60 000 | E | 5 | 700 Kč |
| 4058075138247 | ST5 HE 14 0,6M 7W/865 230V UN G5 | 7,0 | 14 | 220-240 | 1000 | 160 | 6500 | 83 | 549,0 | 17,0 | 60 000 | E | 5 | 490 Kč |

OSRAM SUBSTITUBE T9 LED – G10q, CCG, AC



| | | | | | | | | | | | | | | |
|---------------|---------------------------------|------|----|---------|------|-----|------|----|--------|------|--------|---|---|--------|
| 4058075604612 | LED TUBE T9C EM 22 12W 840 G10Q | 12,0 | 22 | 220-240 | 1320 | 120 | 4000 | 83 | 1513,1 | 27,8 | 30 000 | E | 3 | 355 Kč |
| 4058075604650 | LED TUBE T9C EM 22 12W 865 G10Q | 12,0 | 22 | 220-240 | 1320 | 120 | 6500 | 83 | 602,9 | 27,8 | 30 000 | E | 3 | 355 Kč |
| 4058075604674 | LED TUBE T9C EM 32 20W 840 G10Q | 20,0 | 32 | 220-240 | 2200 | 120 | 4000 | 83 | 602,9 | 27,8 | 30 000 | E | 3 | 460 Kč |
| 4058075604698 | LED TUBE T9C EM 32 20W 865 G10Q | 20,0 | 32 | 220-240 | 2200 | 120 | 6500 | 83 | 602,9 | 27,8 | 30 000 | E | 3 | 460 Kč |

OSRAM SUBSTITUBE T9 LED – 2G13, CCG, AC



| | | | | | | | | | | | | | | |
|---------------|--------------------------------------|------|----|---------|------|-----|------|-----|-------|-------|--------|---|---|--------|
| 4058075284708 | ST8 U-SHAPE 0,6M 20W/840 220-240V EM | 20,0 | 36 | 220-240 | 2750 | 130 | 4000 | ≥80 | 602,0 | 120,0 | 50 000 | F | 5 | 860 Kč |
|---------------|--------------------------------------|------|----|---------|------|-----|------|-----|-------|-------|--------|---|---|--------|

POZNÁMKY



Váš kontakt:

LEDVANCE s.r.o.
U Slavie 1540/2a
100 00 Praha 10
Česká republika

tel.: +420272 118855
info.cz@ledvance.com
LEDVANCE.CZ

LEDVANCE s.r.o.
Štúrova 22
949 01 Nitra
Slovenská republika

tel.: +421372 308320
info.sk@ledvance.com
LEDVANCE.SK

Držitel licence na obchodní značku OSRAM
pro výrobky z řady všeobecného osvětlování.

